Leading Through Innovation

SOLID CARBIDE

K-2 END MILLS

K-2 VHM - Fräser

- General Purpose / Conventional or High Speed Milling / Wet & Dry Cutting
- Für allgemeinen Einsatz / Konventionelles oder Hochgeschwindigkeitsfräsen

SELECTION GUIDE

YG MILLING TOOLS

SOLID CARBIDE K-2 END MILLS

General Purpose
Conventional or High Speed Milling
Wet & Dry Cutting

Please visit globalyg1.com/mat for material search

◎ : Excellent ○ : Good

Recommended cutting conditions : C613

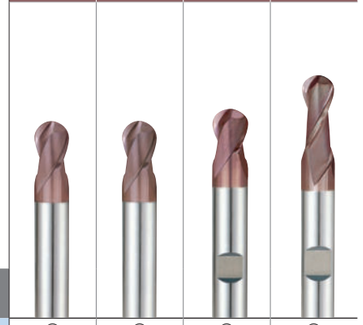

SERIES	G9624	G9A70	G9437	G9438
FLUTE	2	2	2	2
HELIX ANGLE	30°	30°	≈ 30°	≈ 30°
CUTTING EDGE SHAPE	BALL NOSE	BALL NOSE	BALL NOSE	BALL NOSE
SIZE MIN	R1.0	R0.5	R1.0	R1.0
SIZE MAX	R10.0	R10.0	R10.0	R10.0
PAGE	C562	C563	C564	C565
	SHORT LENGTH	SHORT LENGTH	SHORT LENGTH	LONG LENGTH
	TiAlN	TiAlN	TiAlN	TiAlN

ISO	VDI 3323	Material Description	Composition / Structure / Heat Treatment		HB	HRc	G9624	G9A70	G9437	G9438
P	1	Non-alloy steel	About 0.15% C	Annealed	125		◎	◎	◎	◎
	2		About 0.45% C	Annealed	190	13	◎	◎	◎	◎
	3		About 0.45% C	Quenched & Tempered	250	25	◎	◎	◎	◎
	4		About 0.75% C	Annealed	270	28	◎	◎	◎	◎
	5		About 0.75% C	Quenched & Tempered	300	32	◎	◎	◎	◎
	6	Low alloy steel		Annealed	180	10	◎	◎	◎	◎
	7			Quenched & Tempered	275	29	◎	◎	◎	◎
	8			Quenched & Tempered	300	32	◎	◎	◎	◎
	9			Quenched & Tempered	350	38	◎	◎	◎	◎
	10	High alloyed steel, and tool steel		Annealed	200	15	◎	◎	◎	◎
	11			Quenched & Tempered	325	35	◎	◎	◎	◎
M	12	Stainless steel	Ferritic / Martensitic	Annealed	200	15	○	○	○	○
	13		Martensitic	Quenched & Tempered	240	23	○	○	○	○
	14		Austenitic		180	10	○	○	○	○
K	15	Grey cast iron	Pearlitic / ferritic		180	10	○	○	○	○
	16		Pearlitic (Martensitic)		260	26	○	○	○	○
	17	Nodular cast iron	Ferritic		160	3	○	○	○	○
	18		Pearlitic		250	25	○	○	○	○
	19	Malleable cast iron	Ferritic		130		○	○	○	○
	20		Pearlitic		230	21	○	○	○	○
N	21	Aluminum-wrought alloy	Not Curable		60		○	○	○	○
	22		Curable	Hardened	100		○	○	○	○
	23	Aluminum-cast, alloyed	≤ 12% Si, Not Curable		75		○	○	○	○
	24		≤ 12% Si, Curable	Hardened	90		○	○	○	○
	25		> 12% Si, Not Curable		130		○	○	○	○
	26	Copper and Copper Alloys (Bronze / Brass)	Cutting Alloys, PB>1%		110		○	○	○	○
	27		CuZn, CuSnZn (Brass)		90		○	○	○	○
	28		CuSn, lead-free copper and electrolytic copper		100		○	○	○	○
	29	Non Metallic Materials	Duroplastic, Fiber Reinforced Plastic							
	30		Rubber, Wood, etc.							
S	31	Heat Resistant Super Alloys	Fe Based	Annealed	200	15	○	○	○	○
	32			Cured	280	30	○	○	○	○
	33		Ni or Co Based	Annealed	250	25	○	○	○	○
	34			Cured	350	38	○	○	○	○
	35			Cast	320	34	○	○	○	○
	36	Titanium Alloys	Pure Titanium		400 Rm		○	○	○	○
	37		Alpha + Beta Alloys	Hardened	1050 Rm		○	○	○	○
H	38	Hardened steel		Hardened	550	55				
	39			Hardened	630	60				
	40	Chilled Cast Iron		Cast	400	42	○	○	○	○
	41	Hardened Cast Iron		Hardened	550	55				



SERIES	G9454	G9455	G9B81	G9634	G9B82	G9B83	G9B84	G9B85	G9424	G9G44	G9A68
FLUTE	2	2	2	4	2	2	4	4	2	2	2
HELIX ANGLE	30°	30°	30°	30°	30°	30°	30°	30°	30°	30°	30°
CUTTING EDGE SHAPE	BALL NOSE	BALL NOSE	BALL NOSE	BALL NOSE	CORNER RADIUS	CORNER RADIUS	CORNER RADIUS	CORNER RADIUS	SQUARE	SQUARE	SQUARE
SIZE MIN	R1.5	R1.5	R0.2	R1.0	D2.0	D3.0	D2.0	D3.0	D1.0	D3.0	D1.0
SIZE MAX	R10.0	R10.0	R2.0	R10.0	D12.0	D12.0	D12.0	D12.0	D20.0	D16.0	D20.0
PAGE	C566	C567	C568	C570	C571	C573	C574	C576	C577	C578	C579
	LONG REACH	EXTRA LONG LENGTH	RIB PROCESSING	SHORT LENGTH	SHORT LENGTH	LONG REACH	SHORT LENGTH	LONG REACH	SHORT LENGTH	SHORT LENGTH WITH CHAMFER	SHORT LENGTH
	TiAlN	TiAlN	TiAlN	TiAlN	TiAlN	TiAlN	TiAlN	TiAlN	TiAlN	TiAlN	TiAlN

ISO	VDI 3323	G9454	G9455	G9B81	G9634	G9B82	G9B83	G9B84	G9B85	G9424	G9G44	G9A68
P	1	◎	◎	◎	◎	◎	◎	◎	◎	◎	◎	◎
	2	◎	◎	◎	◎	◎	◎	◎	◎	◎	◎	◎
	3	◎	◎	◎	◎	◎	◎	◎	◎	◎	◎	◎
	4	◎	◎	◎	◎	◎	◎	◎	◎	◎	◎	◎
	5	◎	◎	◎	◎	◎	◎	◎	◎	◎	◎	◎
	6	◎	◎	◎	◎	◎	◎	◎	◎	◎	◎	◎
	7	◎	◎	◎	◎	◎	◎	◎	◎	◎	◎	◎
	8	◎	◎	◎	◎	◎	◎	◎	◎	◎	◎	◎
	9	◎	◎	◎	◎	◎	◎	◎	◎	◎	◎	◎
	10	◎	◎	◎	◎	◎	◎	◎	◎	◎	◎	◎
	11	◎	◎	◎	◎	◎	◎	◎	◎	◎	◎	◎
M	12	○	○	○	○	○	○	○	○	○	○	○
	13	○	○	○	○	○	○	○	○	○	○	○
	14	○	○	○	○	○	○	○	○	○	○	○
K	15	○	○	○	○	○	○	○	○	○	○	○
	16	○	○	○	○	○	○	○	○	○	○	○
	17	○	○	○	○	○	○	○	○	○	○	○
	18	○	○	○	○	○	○	○	○	○	○	○
	19	○	○	○	○	○	○	○	○	○	○	○
	20	○	○	○	○	○	○	○	○	○	○	○
N	21	○	○	○	○	○	○	○	○	○	○	○
	22	○	○	○	○	○	○	○	○	○	○	○
	23	○	○	○	○	○	○	○	○	○	○	○
	24	○	○	○	○	○	○	○	○	○	○	○
	25	○	○	○	○	○	○	○	○	○	○	○
	26	○	○	○	○	○	○	○	○	○	○	○
	27	○	○	○	○	○	○	○	○	○	○	○
	28	○	○	○	○	○	○	○	○	○	○	○
	29					○	○	○	○	○	○	○
	30											
S	31	○	○		○					○	○	○
	32	○	○		○					○	○	○
	33	○	○		○					○	○	○
	34	○	○		○					○	○	○
	35	○	○		○					○	○	○
	36	○	○		○					○	○	○
	37	○	○		○					○	○	○
H	38											
	39											
	40	○	○		○	○	○	○	○	○	○	○
	41											

CARBIDE
HSS
CBN END MILLS
i-Xmill END MILLS
i-SMART MODULAR END MILLS
X1-EH END MILLS
X5070 END MILLS
4G MILL END MILLS
X-POWER PRO END MILLS
TitaNox-POWER END MILLS
JET-POWER END MILLS
V7 PLUS END MILLS
ALU-POWER HPC END MILLS
ALU-POWER END MILLS
D-POWER GRAPHITE END MILLS
CRX S END MILLS
K-2 END MILLS
ONLY ONE COATED PM60 END MILLS
TANK POWER END MILLS
GENERAL HSS END MILLS
MILLING CUTTERS

SELECTION GUIDE

MILLING TOOLS

SOLID CARBIDE
K-2
END MILLS

General Purpose with Coating
Conventional or High Speed Milling, Wet or Dry Cutting

Please visit globalyg1.com/mat for material search

◎ : Excellent ○ : Good

Recommended cutting conditions : C613

SERIES	G9444	G9527	G9445	G9G45
FLUTE	2	2	2	2
HELIX ANGLE	≈ 30°	≈ 30°	≈ 30°	≈ 30°
CUTTING EDGE SHAPE	SQUARE	SQUARE	SQUARE	SQUARE
SIZE MIN	D2.0	D3.5	D2.0	D3.0
SIZE MAX	D20.0	D20.0	D20.0	D20.0
PAGE	C580	C581	C582	C584
	SHORT LENGTH	LONG LENGTH	LONG LENGTH	LONG LENGTH with CHAMFER
	TiAlN	TiAlN	TiAlN	TiAlN

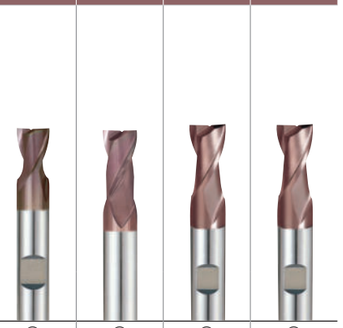

ISO	VDI 3323	Material Description	Composition / Structure / Heat Treatment		HB	HRc	G9444	G9527	G9445	G9G45
P	1	Non-alloy steel	About 0.15% C	Annealed	125		◎	◎	◎	◎
	2		About 0.45% C	Annealed	190	13	◎	◎	◎	◎
	3		About 0.45% C	Quenched & Tempered	250	25	◎	◎	◎	◎
	4		About 0.75% C	Annealed	270	28	◎	◎	◎	◎
	5		About 0.75% C	Quenched & Tempered	300	32	◎	◎	◎	◎
	6	Low alloy steel		Annealed	180	10	◎	◎	◎	◎
	7			Quenched & Tempered	275	29	◎	◎	◎	◎
	8			Quenched & Tempered	300	32	◎	◎	◎	◎
	9			Quenched & Tempered	350	38	◎	◎	◎	◎
	10	High alloyed steel, and tool steel		Annealed	200	15	◎	◎	◎	◎
	11			Quenched & Tempered	325	35	◎	◎	◎	◎
M	12	Stainless steel	Ferritic / Martensitic	Annealed	200	15	○	○	○	○
	13		Martensitic	Quenched & Tempered	240	23	○	○	○	○
	14		Austenitic		180	10	○	○	○	○
K	15	Grey cast iron	Pearlitic / ferritic		180	10	○	○	○	○
	16		Pearlitic (Martensitic)		260	26	○	○	○	○
	17	Nodular cast iron	Ferritic		160	3	○	○	○	○
	18		Pearlitic		250	25	○	○	○	○
	19	Malleable cast iron	Ferritic		130		○	○	○	○
	20		Pearlitic		230	21	○	○	○	○
N	21	Aluminum-wrought alloy	Not Curable		60		○	○	○	○
	22		Curable	Hardened	100		○	○	○	○
	23	Aluminum-cast, alloyed	≤ 12% Si, Not Curable		75		○	○	○	○
	24		≤ 12% Si, Curable	Hardened	90		○	○	○	○
	25		> 12% Si, Not Curable		130		○	○	○	○
	26	Copper and Copper Alloys (Bronze / Brass)	Cutting Alloys, PB>1%		110		○	○	○	○
	27		CuZn, CuSnZn (Brass)		90		○	○	○	○
	28		CuSn, lead-free copper and electrolytic copper		100		○	○	○	○
	29	Non Metallic Materials	Duroplastic, Fiber Reinforced Plastic				○	○	○	○
	30		Rubber, Wood, etc.							
S	31	Heat Resistant Super Alloys	Fe Based	Annealed	200	15	○	○	○	○
	32			Cured	280	30	○	○	○	○
	33		Ni or Co Based	Annealed	250	25	○	○	○	○
	34			Cured	350	38	○	○	○	○
	35			Cast	320	34	○	○	○	○
	36	Titanium Alloys	Pure Titanium		400 Rm		○	○	○	○
	37		Alpha + Beta Alloys	Hardened	1050 Rm		○	○	○	○
H	38	Hardened steel		Hardened	550	55				
	39			Hardened	630	60				
	40	Chilled Cast Iron		Cast	400	42	○	○	○	○
	41	Hardened Cast Iron		Hardened	550	55				

SERIES	G9452	G9B80	G9410 G9553	G9G46	G9425	G9G47	G9439	G9528	G9433	G9G48	G9447
FLUTE	2	2	3	3	3	3	3	3	3	3	3
HELIX ANGLE	30°	30°	30°	30°	30°	30°	≈ 30°	≈ 30°	≈ 30°	≈ 30°	45°
CUTTING EDGE SHAPE	SQUARE	SQUARE	SQUARE	SQUARE	SQUARE	SQUARE	SQUARE	SQUARE	SQUARE	SQUARE	SQUARE
SIZE MIN	D3.0	D0.4	D0.5	D3.0	D1.0	D3.0	D2.0	D3.5	D3.0	D3.0	D3.0
SIZE MAX	D20.0	D4.0	D20.0	D20.0	D20.0	D20.0	D20.0	D20.0	D20.0	D20.0	D20.0
PAGE	C585	C586	C589	C591	C592	C593	C594	C595	C596	C597	C598
	EXTRA LONG LENGTH	RIB PROCESSING	THROW AWAY	THROW AWAY with CHAMFER	SHORT LENGTH	SHORT LENGTH with CHAMFER	SHORT LENGTH	LONG LENGTH	LONG LENGTH	LONG LENGTH with CHAMFER	LONG LENGTH
	TiAlN	TiAlN	TiAlN	TiAlN	TiAlN	TiAlN	TiAlN	TiAlN	TiAlN	TiAlN	TiAlN

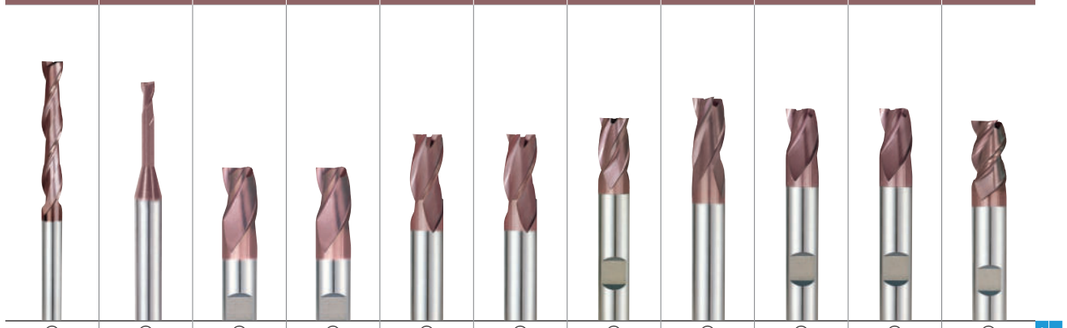

G9452	G9B80	G9410 G9553	G9G46	G9425	G9G47	G9439	G9528	G9433	G9G48	G9447		
◎	◎	◎	◎	◎	◎	◎	◎	◎	◎	◎	1	P
◎	◎	◎	◎	◎	◎	◎	◎	◎	◎	◎	2	
◎	◎	◎	◎	◎	◎	◎	◎	◎	◎	◎	3	
◎	◎	◎	◎	◎	◎	◎	◎	◎	◎	◎	4	
◎	◎	◎	◎	◎	◎	◎	◎	◎	◎	◎	5	
◎	◎	◎	◎	◎	◎	◎	◎	◎	◎	◎	6	
◎	◎	◎	◎	◎	◎	◎	◎	◎	◎	◎	7	
◎	◎	◎	◎	◎	◎	◎	◎	◎	◎	◎	8	
◎	◎	◎	◎	◎	◎	◎	◎	◎	◎	◎	9	
◎	◎	◎	◎	◎	◎	◎	◎	◎	◎	◎	10	
◎	◎	◎	◎	◎	◎	◎	◎	◎	◎	◎	11	
○	○	○	○	○	○	○	○	○	○	○	12	M
○	○	○	○	○	○	○	○	○	○	○	13	
○	○	○	○	○	○	○	○	○	○	○	14	
○	○	○	○	○	○	○	○	○	○	○	15	K
○	○	○	○	○	○	○	○	○	○	○	16	
○	○	○	○	○	○	○	○	○	○	○	17	
○	○	○	○	○	○	○	○	○	○	○	18	
○	○	○	○	○	○	○	○	○	○	○	19	
○	○	○	○	○	○	○	○	○	○	○	20	
○	○	○	○	○	○	○	○	○	○	○	21	N
○	○	○	○	○	○	○	○	○	○	○	22	
○	○	○	○	○	○	○	○	○	○	○	23	
○	○	○	○	○	○	○	○	○	○	○	24	
○	○	○	○	○	○	○	○	○	○	○	25	
○	○	○	○	○	○	○	○	○	○	○	26	
○	○	○	○	○	○	○	○	○	○	○	27	
○	○	○	○	○	○	○	○	○	○	○	28	
○		○	○	○	○	○	○	○	○	○	29	
											30	
○		○	○	○	○	○	○	○	○	○	31	S
○		○	○	○	○	○	○	○	○	○	32	
○		○	○	○	○	○	○	○	○	○	33	
○		○	○	○	○	○	○	○	○	○	34	
○		○	○	○	○	○	○	○	○	○	35	
○		○	○	○	○	○	○	○	○	○	36	
○		○	○	○	○	○	○	○	○	○	37	
											38	H
											39	
○		○	○	○	○	○	○	○	○	○	40	
											41	

CARBIDE
HSS
CBN END MILLS
i-Xmill END MILLS
i-SMART MODULAR END MILLS
X1-EH END MILLS
X5070 END MILLS
4G MILL END MILLS
X-POWER PRO END MILLS
TitaNox-POWER END MILLS
JET-POWER END MILLS
V7 PLUS END MILLS
ALU-POWER HPC END MILLS
ALU-POWER END MILLS
D-POWER GRAPHITE END MILLS
CRX S END MILLS
K-2 END MILLS
ONLY ONE COATED PM60 END MILLS
TANK POWER END MILLS
GENERAL HSS END MILLS
MILLING CUTTERS

SELECTION GUIDE

YG MILLING TOOLS

SOLID CARBIDE
K-2
END MILLS

General Purpose with Coating
Conventional or High Speed Milling, Wet or Dry Cutting

Please visit globalyg1.com/mat for material search

◎ : Excellent ○ : Good

Recommended cutting conditions : C613

SERIES	G9G49	G9432	G9G50
FLUTE	3	4	4
HELIX ANGLE	45°	30°	30°
CUTTING EDGE SHAPE	SQUARE	SQUARE	SQUARE
SIZE MIN	D3.0	D1.0	D3.0
SIZE MAX	D20.0	D20.0	D20.0
PAGE	C599	C600	C601
	LONG LENGTH with CHAMFER	SHORT LENGTH	SHORT LENGTH with CHAMFER
	TiAlN	TiAlN	TiAlN

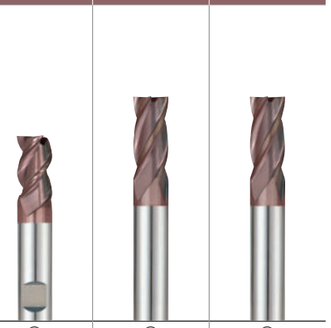

ISO	VDI 3323	Material Description	Composition / Structure / Heat Treatment		HB	HRc	G9G49	G9432	G9G50
P	1	Non-alloy steel	About 0.15% C	Annealed	125		◎	◎	◎
	2		About 0.45% C	Annealed	190	13	◎	◎	◎
	3		About 0.45% C	Quenched & Tempered	250	25	◎	◎	◎
	4		About 0.75% C	Annealed	270	28	◎	◎	◎
	5		About 0.75% C	Quenched & Tempered	300	32	◎	◎	◎
	6	Low alloy steel		Annealed	180	10	◎	◎	◎
	7			Quenched & Tempered	275	29	◎	◎	◎
	8			Quenched & Tempered	300	32	◎	◎	◎
	9			Quenched & Tempered	350	38	◎	◎	◎
	10	High alloyed steel, and tool steel		Annealed	200	15	◎	◎	◎
	11			Quenched & Tempered	325	35	◎	◎	◎
M	12	Stainless steel	Ferritic / Martensitic	Annealed	200	15	○	○	○
	13		Martensitic	Quenched & Tempered	240	23	○	○	○
	14		Austenitic		180	10	○	○	○
K	15	Grey cast iron	Pearlitic / ferritic		180	10	○	○	○
	16		Pearlitic (Martensitic)		260	26	○	○	○
	17	Nodular cast iron	Ferritic		160	3	○	○	○
	18		Pearlitic		250	25	○	○	○
	19	Malleable cast iron	Ferritic		130		○	○	○
	20		Pearlitic		230	21	○	○	○
N	21	Aluminum-wrought alloy	Not Curable		60		○	○	○
	22		Curable	Hardened	100		○	○	○
	23	Aluminum-cast, alloyed	≤ 12% Si, Not Curable		75		○	○	○
	24		≤ 12% Si, Curable	Hardened	90		○	○	○
	25		> 12% Si, Not Curable		130		○	○	○
	26	Copper and Copper Alloys (Bronze / Brass)	Cutting Alloys, PB>1%		110		○	○	○
	27		CuZn, CuSnZn (Brass)		90		○	○	○
	28		CuSn, lead-free copper and electrolytic copper		100		○	○	○
	29	Non Metallic Materials	Duroplastic, Fiber Reinforced Plastic				○	○	○
	30		Rubber, Wood, etc.						
S	31	Heat Resistant Super Alloys	Fe Based	Annealed	200	15	○	○	○
	32			Cured	280	30	○	○	○
	33		Ni or Co Based	Annealed	250	25	○	○	○
	34			Cured	350	38	○	○	○
	35			Cast	320	34	○	○	○
	36	Titanium Alloys	Pure Titanium		400 Rm		○	○	○
	37		Alpha + Beta Alloys	Hardened	1050 Rm		○	○	○
H	38	Hardened steel		Hardened	550	55			
	39			Hardened	630	60			
	40	Chilled Cast Iron		Cast	400	42	○	○	○
	41	Hardened Cast Iron		Hardened	550	55			

SERIES	G9A69	G9448	G9540	G9449	G9G51	G9H73 G9H74	G9H75 G9H76	G9453	G9F45 G9F46	G9A42	G9400
FLUTE	4	4	4	4	4	4	4	4	4&6	Multi Flute	2
HELIX ANGLE	30°	≈ 30°	≈ 30°	≈ 30°	≈ 30°	35°/37°	35°/37°	30°	45°	30°	30°
CUTTING EDGE SHAPE	SQUARE	SQUARE	SQUARE	SQUARE	SQUARE	SQUARE	SQUARE	SQUARE	SQUARE	ROUGHING	DRILL MILL
SIZE MIN	D1.0	D2.0	D3.5	D2.0	D3.0	D3.0	D3.0	D3.0	D3.0	D6.0	D3.0
SIZE MAX	D20.0	D20.0	D20.0	D20.0	D20.0	D20.0	D20.0	D20.0	D20.0	D25.0	D20.0
PAGE	C602	C603	C604	C605	C606	C607	C608	C609	C610	C611	C612
	SHORT LENGTH	SHORT LENGTH	LONG LENGTH	LONG LENGTH	LONG LENGTH with CHAMFER	SHORT LENGTH	LONG LENGTH	EXTRA LONG LENGTH	SHORT LENGTH LONG LENGTH	LONG LENGTH	-
	TiAlN	TiAlN	TiAlN	TiAlN	TiAlN	X-Coating	X-Coating	TiAlN	TiAlN	X-Coating	TiAlN



G9A69	G9448	G9540	G9449	G9G51	G9H73 G9H74	G9H75 G9H76	G9453	G9F45 G9F46	G9A42	G9400		
◎	◎	◎	◎	◎	◎	◎	◎	○	◎	◎	1	P
◎	◎	◎	◎	◎	◎	◎	◎	○	◎	◎	2	
◎	◎	◎	◎	◎	◎	◎	◎	○	◎	◎	3	
◎	◎	◎	◎	◎	◎	◎	◎	○	◎	◎	4	
◎	◎	◎	◎	◎	◎	◎	◎	○	◎	◎	5	
◎	◎	◎	◎	◎	◎	◎	◎	○	◎	◎	6	
◎	◎	◎	◎	◎	◎	◎	◎	○	◎	◎	7	
◎	◎	◎	◎	◎	◎	◎	◎	○	◎	◎	8	
◎	◎	◎	◎	◎	◎	◎	◎	◎	◎	◎	9	
◎	◎	◎	◎	◎	◎	◎	◎	○	◎	◎	10	
◎	◎	◎	◎	◎	◎	◎	◎	◎	◎	◎	11	
○	○	○	○	○	○	○	○		○	○	12	M
○	○	○	○	○	○	○	○		○	○	13	
○	○	○	○	○	○	○	○		○	○	14	
○	○	○	○	○	○	○	○	○	○	○	15	K
○	○	○	○	○	○	○	○	○	○	○	16	
○	○	○	○	○	○	○	○	○	○	○	17	
○	○	○	○	○	○	○	○	○	○	○	18	
○	○	○	○	○	○	○	○	○	○	○	19	
○	○	○	○	○	○	○	○	○	○	○	20	
○	○	○	○	○			○		○	○	21	N
○	○	○	○	○			○		○	○	22	
○	○	○	○	○			○		○	○	23	
○	○	○	○	○			○		○	○	24	
○	○	○	○	○			○		○	○	25	
○	○	○	○	○			○		○		26	
○	○	○	○	○			○		○		27	
○	○	○	○	○			○		○		28	
○	○	○	○	○			○				29	
											30	
○	○	○	○	○	○	○	○		○		31	S
○	○	○	○	○	○	○	○		○		32	
○	○	○	○	○	○	○	○		○		33	
○	○	○	○	○	○	○	○		○		34	
○	○	○	○	○	○	○	○		○		35	
○	○	○	○	○	○	○	○		○		36	
○	○	○	○	○	○	○	○		○		37	
								○			38	H
								○			39	
○	○	○	○	○			○	○	○		40	
								○			41	

K-2 END MILLS

PLAIN SHANK **G9624** SERIES

CARBIDE, 2 FLUTE SHORT LENGTH BALL NOSE

VOLLHARTMETALL, 2 SCHNEIDEN KURZ STIRNRADIUS
FRAISE CARBURE, 2 DENTS, HÉMISPHÉRIQUE, COURTE
2 TAGLIENTI, SEMISFERICA, SERIE CORTA

- ▶ Suitable for dry milling applications at high temperatures.
- ▶ Excellent high-performance end mills.
- ▶ Designed for milling of radius bottom slots, fillets and special contours.

- ▶ Für die Trockenbearbeitung.
- ▶ Hervorragendes Preis - Leistungsverhältnis.
- ▶ Bestimmt für das Fräsen von Nuten mit konvexem Grund, Sonderprofilen und zum Kopieren.

CARBIDE | 2 | 30° | R ±0.02 | DIN 6535HA | TiAlN p.C613

Unit : mm

EDP No.	Radius of Ball Nose R (±0.02)	Mill Diameter	Shank Diameter	Length of Cut	Overall Length
G9624020	R1.0	**2.0**	6	4	48
G9624025	R1.25	**2.5**	6	4	48
G9624030	R1.5	**3.0**	6	4	48
G9624040	R2.0	**4.0**	6	6	50
G9624901	R2.0	**4.0**	4	12	40
G9624050	R2.5	**5.0**	6	7	51
G9624060	R3.0	**6.0**	6	7	51
G9624080	R4.0	**8.0**	8	9	59
G9624100	R5.0	**10.0**	10	10	60
G9624120	R6.0	**12.0**	12	14	71
G9624140	R7.0	**14.0**	14	14	71
G9624160	R8.0	**16.0**	16	16	76
G9624180	R9.0	**18.0**	18	18	76
G9624200	R10.0	**20.0**	20	20	82

Mill Dia. Tolerance(mm)	Shank Dia. Tolerance
0 ~ - 0.03	h5

◎ : Excellent ○ : Good

ISO	P											M			K					
Material Description	Non-alloy steel					Low alloy steel				High alloyed steel, and tool steel		Stainless steel			Grey cast iron		Nodular cast iron		Malleable cast iron	
VDI 3323	1	2	3	4	5	6	7	8	9	10	11	12	13	14	15	16	17	18	19	20
HRc		13	25	28	32	10	29	32	38	15	35	15	23	10	10	26	3	25		21
HB	125	190	250	270	300	180	275	300	350	200	325	200	240	180	180	260	160	250	130	230
Recommend	◎	◎	◎	◎	◎	◎	◎	◎	◎	◎	◎	○	○	○	○	○	○	○	○	○

ISO	N										S							H			
Material Description	Aluminum-wrought alloy		Aluminum-cast, alloyed			Copper and Copper Alloys (Bronze / Brass)			Non Metallic Materials		Heat Resistant Super Alloys					Titanium Alloys		Hardened steel		Chilled Cast Iron	Hardened Cast Iron
VDI 3323	21	22	23	24	25	26	27	28	29	30	31	32	33	34	35	36	37	38	39	40	41
HRc											15	30	25	38	34			55	60	42	55
HB	60	100	75	90	130	110	90	100			200	280	250	350	320	400 Rm	1050 Rm	550	630	400	550
Recommend	○	○	○	○	○	○	○	○			○	○	○	○	○	○	○			○	

CARBIDE
HSS
CBN END MILLS
i-Xmill END MILLS
i-SMART MODULAR END MILLS
X1-EH END MILLS
X5070 END MILLS
4G MILL END MILLS
X-POWER PRO END MILLS
TitaNox-POWER END MILLS
JET-POWER END MILLS
V7 PLUS END MILLS
ALU-POWER HPC END MILLS
ALU-POWER END MILLS
D-POWER GRAPHITE END MILLS
CRX S END MILLS
K-2 END MILLS
ONLY ONE COATED PM60 END MILLS
TANK POWER END MILLS
GENERAL HSS END MILLS
MILLING CUTTERS

K-2 END MILLS

PLAIN SHANK **G9A70** SERIES

CARBIDE, 2 FLUTE SHORT LENGTH BALL NOSE

VOLLHARTMETALL, 2 SCHNEIDEN KURZ STIRNRADIUS
FRAISE CARBURE, 2 DENTS, HÉMISPHÉRIQUE, COURTE
2 TAGLIENTI, SEMISFERICA, SERIE CORTA

- ▶ Suitable for dry milling applications at high temperatures.
- ▶ Excellent high-performance end mills.
- ▶ Designed for milling of radius bottom slots, fillets and special contours.

- ▶ Für die Trockenbearbeitung.
- ▶ Hervorragendes Preis - Leistungsverhältnis.
- ▶ Bestimmt für das Fräsen von Nuten mit konvexem Grund, Sonderprofilen und zum Kopieren.

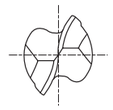

CARBIDE | 2 | 30° | R ±0.02 | DIN 6535HA | TiAlN p.C613

Unit : mm

EDP No.	Radius of Ball Nose R (±0.02)	Mill Diameter	Shank Diameter	Length of Cut	Overall Length
G9A70010	R0.5	**1.0**	3	3	39
G9A70015	R0.75	**1.5**	3	5	39
G9A70020	R1.0	**2.0**	3	7	39
G9A70025	R1.25	**2.5**	3	8	39
G9A70030	R1.5	**3.0**	3	9	39
G9A70040	R2.0	**4.0**	4	14	51
G9A70050	R2.5	**5.0**	5	16	51
G9A70060	R3.0	**6.0**	6	19	64
G9A70080	R4.0	**8.0**	8	21	64
G9A70100	R5.0	**10.0**	10	22	70
G9A70120	R6.0	**12.0**	12	25	76
G9A70160	R8.0	**16.0**	16	32	89
G9A70200	R10.0	**20.0**	20	38	102

Mill Dia. Tolerance(mm)	Shank Dia. Tolerance
0 ~ - 0.03	h5

◎ : Excellent ○ : Good

ISO	P											M			K					
Material Description	Non-alloy steel					Low alloy steel				High alloyed steel, and tool steel		Stainless steel			Grey cast iron		Nodular cast iron		Malleable cast iron	
VDI 3323	1	2	3	4	5	6	7	8	9	10	11	12	13	14	15	16	17	18	19	20
HRc		13	25	28	32	10	29	32	38	15	35	15	23	10	10	26	3	25		21
HB	125	190	250	270	300	180	275	300	350	200	325	200	240	180	180	260	160	250	130	230
Recommend	◎	◎	◎	◎	◎	◎	◎	◎	◎	◎	◎	○	○	○	○	○	○	○	○	○

ISO	N										S							H			
Material Description	Aluminum-wrought alloy		Aluminum-cast, alloyed			Copper and Copper Alloys (Bronze / Brass)			Non Metallic Materials		Heat Resistant Super Alloys					Titanium Alloys		Hardened steel		Chilled Cast Iron	Hardened Cast Iron
VDI 3323	21	22	23	24	25	26	27	28	29	30	31	32	33	34	35	36	37	38	39	40	41
HRc											15	30	25	38	34			55	60	42	55
HB	60	100	75	90	130	110	90	100			200	280	250	350	320	400 Rm	1050 Rm	550	630	400	550
Recommend	○	○	○	○	○	○	○	○			○	○	○	○	○	○	○			○	

K-2 END MILLS

FLAT SHANK **G9437** SERIES

CARBIDE, 2 FLUTE SHORT LENGTH BALL NOSE

VOLLHARTMETALL, 2 SCHNEIDEN KURZ STIRNRADIUS
FRAISE CARBURE, 2 DENTS, HÉMISPHÉRIQUE, COURTE
2 TAGLIENTI, SEMISFERICA, SERIE CORTA

- ▶ Suitable for dry milling applications at high temperatures.
- ▶ Excellent high-performance end mills.
- ▶ Designed for milling of radius bottom slots, fillets and special contours.

- ▶ Für die Trockenbearbeitung.
- ▶ Hervorragendes Preis - Leistungsverhältnis.
- ▶ Bestimmt für das Fräsen von Nuten mit konvexem Grund, Sonderprofilen und zum Kopieren.

CARBIDE | DIN 6527 | 2 | 30° | R ±0.02 | DIN 6535HB | TiAlN p.C613

Unit : mm

EDP No.	Radius of Ball Nose R (±0.02)	Mill Diameter	Shank Diameter	Length of Cut	Overall Length
G9437020	R1.0	2.0	6	3	50
G9437030	R1.5	3.0	6	4	50
G9437040	R2.0	4.0	6	5	54
G9437050	R2.5	5.0	6	6	54
G9437060	R3.0	6.0	6	7	54
G9437080	R4.0	8.0	8	9	58
G9437100	R5.0	10.0	10	11	66
G9437180	R9.0	18.0	18	18	84
G9437200	R10.0	20.0	20	20	92

Mill Dia. Tolerance(mm)	Shank Dia. Tolerance
0 ~ - 0.03	h5

◎ : Excellent ○ : Good

ISO	P											M			K					
Material Description	Non-alloy steel					Low alloy steel				High alloyed steel, and tool steel		Stainless steel			Grey cast iron		Nodular cast iron		Malleable cast iron	
VDI 3323	1	2	3	4	5	6	7	8	9	10	11	12	13	14	15	16	17	18	19	20
HRc		13	25	28	32	10	29	32	38	15	35	15	23	10	10	26	3	25		21
HB	125	190	250	270	300	180	275	300	350	200	325	200	240	180	180	260	160	250	130	230
Recommend	◎	◎	◎	◎	◎	◎	◎	◎	◎	◎	◎	○	○	○	○	○	○	○	○	○

ISO	N										S							H			
Material Description	Aluminum-wrought alloy		Aluminum-cast, alloyed			Copper and Copper Alloys (Bronze / Brass)			Non Metallic Materials		Heat Resistant Super Alloys					Titanium Alloys		Hardened steel		Chilled Cast Iron	Hardened Cast Iron
VDI 3323	21	22	23	24	25	26	27	28	29	30	31	32	33	34	35	36	37	38	39	40	41
HRc											15	30	25	38	34			55	60	42	55
HB	60	100	75	90	130	110	90	100			200	280	250	350	320	400 Rm	1050 Rm	550	630	400	550
Recommend	○	○	○	○	○	○	○	○			○	○	○	○	○	○	○			○	

K-2 END MILLS

FLAT SHANK **G9438** SERIES

CARBIDE, 2 FLUTE LONG LENGTH BALL NOSE

VOLLHARTMETALL, 2 SCHNEIDEN LANG STIRNRADIUS
FRAISE CARBURE, 2 DENTS, HÉMISPHÉRIQUE, LONGUE
2 TAGLIENTI, SEMISFERICA, SERIE LUNGA

- ▶ Suitable for dry milling applications at high temperatures.
- ▶ Excellent high-performance end mills.
- ▶ Designed for milling of radius bottom slots, fillets and special contours.

- ▶ Für die Trockenbearbeitung.
- ▶ Hervorragendes Preis - Leistungsverhältnis.
- ▶ Bestimmt für das Fräsen von Nuten mit konvexem Grund, Sonderprofilen und zum Kopieren.

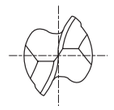

CARBIDE | DIN 6527 | 2 | 30° | R ±0.02 | DIN 6535HA | DIN 6535HB | TiAlN p.C613

Unit : mm

EDP No.	Radius of Ball Nose R (±0.02)	Mill Diameter	Shank Diameter	Length of Cut	Overall Length
G9438020	R1.0	2.0	● 3	6	38
G9438030	R1.5	3.0	6	7	57
G9438040	R2.0	4.0	6	8	57
G9438050	R2.5	5.0	6	10	57
G9438060	R3.0	6.0	6	10	57
G9438080	R4.0	8.0	8	16	63
G9438100	R5.0	10.0	10	19	72
G9438120	R6.0	12.0	12	22	83
G9438140	R7.0	14.0	14	22	83
G9438180	R9.0	18.0	18	26	92
G9438200	R10.0	20.0	20	32	104

● with plain shank

Mill Dia. Tolerance(mm)	Shank Dia. Tolerance
0 ~ - 0.03	h5

◎ : Excellent ○ : Good

ISO	P											M			K					
Material Description	Non-alloy steel					Low alloy steel				High alloyed steel, and tool steel		Stainless steel			Grey cast iron		Nodular cast iron		Malleable cast iron	
VDI 3323	1	2	3	4	5	6	7	8	9	10	11	12	13	14	15	16	17	18	19	20
HRc		13	25	28	32	10	29	32	38	15	35	15	23	10	10	26	3	25		21
HB	125	190	250	270	300	180	275	300	350	200	325	200	240	180	180	260	160	250	130	230
Recommend	◎	◎	◎	◎	◎	◎	◎	◎	◎	◎	◎	○	○	○	○	○	○	○	○	○

ISO	N										S							H			
Material Description	Aluminum-wrought alloy		Aluminum-cast, alloyed			Copper and Copper Alloys (Bronze / Brass)			Non Metallic Materials		Heat Resistant Super Alloys					Titanium Alloys		Hardened steel		Chilled Cast Iron	Hardened Cast Iron
VDI 3323	21	22	23	24	25	26	27	28	29	30	31	32	33	34	35	36	37	38	39	40	41
HRc											15	30	25	38	34			55	60	42	55
HB	60	100	75	90	130	110	90	100			200	280	250	350	320	400 Rm	1050 Rm	550	630	400	550
Recommend	○	○	○	○	○	○	○	○			○	○	○	○	○	○	○			○	

K-2 END MILLS

PLAIN SHANK **G9454** SERIES

CARBIDE, 2 FLUTE LONG REACH BALL NOSE

VOLLHARTMETALL, 2 SCHNEIDEN GROSSE REICHWEITE STIRNRADIUS
FRAISE CARBURE, 2 DENTS, HÉMISPHÉRIQUE LONGUE PORTÉE
2 TAGLIENTI, SEMISFERICA, GAMBO LUNGO

- ▶ Suitable for dry milling applications at high temperatures.
- ▶ Excellent high-performance end mills.
- ▶ Designed for milling of radius bottom slots, fillets and special contours.

- ▶ Für die Trockenbearbeitung.
- ▶ Hervorragendes Preis - Leistungsverhältnis.
- ▶ Bestimmt für das Fräsen von Nuten mit konvexem Grund, Sonderprofilen und zum Kopieren.

CARBIDE | 2 | 30° | R ±0.02 | DIN 6535HA | TiAlN p.C613

Unit : mm

EDP No.	Radius of Ball Nose R (±0.02)	Mill Diameter	Shank Diameter	Length of Cut	Overall Length
G9454030	R1.5	**3.0**	3	5	75
G9454040	R2.0	**4.0**	4	8	75
G9454050	R2.5	**5.0**	5	9	75
G9454060	R3.0	**6.0**	6	10	100
G9454080	R4.0	**8.0**	8	12	100
G9454100	R5.0	**10.0**	10	14	100
G9454120	R6.0	**12.0**	12	16	100
G9454140	R7.0	**14.0**	14	18	100
G9454160	R8.0	**16.0**	16	22	150
G9454200	R10.0	**20.0**	20	26	150

Mill Dia. Tolerance(mm)	Shank Dia. Tolerance
0 ~ - 0.03	h5

◎ : Excellent ○ : Good

ISO	P											M			K					
Material Description	Non-alloy steel					Low alloy steel				High alloyed steel, and tool steel		Stainless steel			Grey cast iron		Nodular cast iron		Malleable cast iron	
VDI 3323	1	2	3	4	5	6	7	8	9	10	11	12	13	14	15	16	17	18	19	20
HRc		13	25	28	32	10	29	32	38	15	35	15	23	10	10	26	3	25		21
HB	125	190	250	270	300	180	275	300	350	200	325	200	240	180	180	260	160	250	130	230
Recommend	◎	◎	◎	◎	◎	◎	◎	◎	◎	◎	◎	○	○	○	○	○	○	○	○	○

ISO	N										S							H			
Material Description	Aluminum-wrought alloy		Aluminum-cast, alloyed			Copper and Copper Alloys (Bronze / Brass)			Non Metallic Materials		Heat Resistant Super Alloys					Titanium Alloys		Hardened steel		Chilled Cast Iron	Hardened Cast Iron
VDI 3323	21	22	23	24	25	26	27	28	29	30	31	32	33	34	35	36	37	38	39	40	41
HRc											15	30	25	38	34			55	60	42	55
HB	60	100	75	90	130	110	90	100			200	280	250	350	320	400 Rm	1050 Rm	550	630	400	550
Recommend	○	○	○	○	○	○	○	○			○	○	○	○	○	○	○			○	

K-2 END MILLS

PLAIN SHANK **G9455** SERIES

CARBIDE, 2 FLUTE EXTRA LONG LENGTH BALL NOSE

VOLLHARTMETALL, 2 SCHNEIDEN EXTRA LANG STIRNRADIUS
FRAISE CARBURE, 2 DENTS, HÉMISPHÉRIQUE, EXTRA-LONGUE
2 TAGLIENTI, SEMISFERICA, SERIE EXTRA LUNGA

- ▶ Suitable for dry milling applications at high temperatures.
- ▶ Excellent high-performance end mills.
- ▶ Designed for milling of radius bottom slots, fillets and special contours.

- ▶ Für die Trockenbearbeitung.
- ▶ Hervorragendes Preis - Leistungsverhältnis.
- ▶ Bestimmt für das Fräsen von Nuten mit konvexem Grund, Sonderprofilen und zum Kopieren.

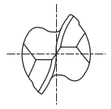

CARBIDE | 2 | 30° | R ±0.02 | DIN 6535HA | TiAlN p.C613

Unit : mm

EDP No.	Radius of Ball Nose R (±0.02)	Mill Diameter	Shank Diameter	Length of Cut	Overall Length
G9455903	R1.5	**3.0**	3	20	60
G9455030	R1.5	**3.0**	3	30	75
G9455904	R2.0	**4.0**	4	20	60
G9455040	R2.0	**4.0**	4	30	75
G9455905	R2.5	**5.0**	5	25	75
G9455050	R2.5	**5.0**	5	40	100
G9455906	R3.0	**6.0**	6	30	75
G9455060	R3.0	**6.0**	6	50	150
G9455908	R4.0	**8.0**	8	30	75
G9455080	R4.0	**8.0**	8	50	150
G9455910	R5.0	**10.0**	10	40	100
G9455100	R5.0	**10.0**	10	60	150
G9455912	R6.0	**12.0**	12	45	100
G9455120	R6.0	**12.0**	12	75	150
G9455914	R7.0	**14.0**	14	45	100
G9455916	R8.0	**16.0**	16	45	100
G9455918	R9.0	**18.0**	18	45	100
G9455920	R10.0	**20.0**	20	45	100

Mill Dia. Tolerance(mm)	Shank Dia. Tolerance
0 ~ - 0.03	h5

◎ : Excellent ○ : Good

ISO	P											M			K					
Material Description	Non-alloy steel					Low alloy steel				High alloyed steel, and tool steel		Stainless steel			Grey cast iron		Nodular cast iron		Malleable cast iron	
VDI 3323	1	2	3	4	5	6	7	8	9	10	11	12	13	14	15	16	17	18	19	20
HRc		13	25	28	32	10	29	32	38	15	35	15	23	10	10	26	3	25		21
HB	125	190	250	270	300	180	275	300	350	200	325	200	240	180	180	260	160	250	130	230
Recommend	◎	◎	◎	◎	◎	◎	◎	◎	◎	◎	◎	○	○	○	○	○	○	○	○	○

ISO	N										S							H			
Material Description	Aluminum-wrought alloy		Aluminum-cast, alloyed			Copper and Copper Alloys (Bronze / Brass)			Non Metallic Materials		Heat Resistant Super Alloys					Titanium Alloys		Hardened steel		Chilled Cast Iron	Hardened Cast Iron
VDI 3323	21	22	23	24	25	26	27	28	29	30	31	32	33	34	35	36	37	38	39	40	41
HRc											15	30	25	38	34			55	60	42	55
HB	60	100	75	90	130	110	90	100			200	280	250	350	320	400 Rm	1050 Rm	550	630	400	550
Recommend	○	○	○	○	○	○	○	○			○	○	○	○	○	○	○			○	

CARBIDE
HSS
CBN END MILLS
i-Xmill END MILLS
i-SMART MODULAR END MILLS
X1-EH END MILLS
X5070 END MILLS
4G MILL END MILLS
X-POWER PRO END MILLS
TitaNox-POWER END MILLS
JET-POWER END MILLS
V7 PLUS END MILLS
ALU-POWER HPC END MILLS
D-POWER GRAPHITE END MILLS
CRX S END MILLS
K-2 END MILLS
ONLY ONE COATED PM60 END MILLS
TANK POWER END MILLS
GENERAL HSS END MILLS
MILLING CUTTERS

K-2 END MILLS

PLAIN SHANK **G9B81** SERIES

CARBIDE, 2 FLUTE BALL NOSE for RIB PROCESSING

VOLLHARTMETALL, 2 SCHNEIDEN STIRNRADIUS FÜR SCHMALE RIPPEN
FRAISE CARBURE, 2 DENTS, HÉMISPHÉRIQUE POUR USINAGE DE RAINURE
2 TAGLIENTI, SEMISFERICA, SCARICATA PER NERVATURE

- ▶ Suitable for dry milling applications at high temperatures.
- ▶ Excellent high-performance end mills.
- ▶ Designed for milling of radius bottom slots, fillets and special contours.

- ▶ Für die Trockenbearbeitung.
- ▶ Hervorragendes Preis - Leistungsverhältnis.
- ▶ Bestimmt für das Fräsen von Nuten mit konvexem Grund, Sonderprofilen und zum Kopieren.

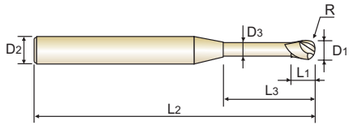

CARBIDE | 2 | 30° | R ±0.02 | DIN 6535HA | TiAlN

p.C614~C615

Unit : mm

EDP No.	Radius of Ball Nose	Mill Diameter	Shank Diameter	Length of Cut	Length Below Shank	Overall Length	Neck Diameter
	R (±0.02)	D1	D2	L1	L3	D3	D3
G9B81004	R0.2	**0.4**	4	0.7	2	50	0.37
G9B81005	R0.25	**0.5**	4	0.75	2	50	0.45
G9B81901	R0.25	**0.5**	4	0.75	4	50	0.45
G9B81902	R0.25	**0.5**	4	0.75	6	50	0.45
G9B81006	R0.3	**0.6**	4	0.9	2	50	0.55
G9B81903	R0.3	**0.6**	4	0.9	4	50	0.55
G9B81904	R0.3	**0.6**	4	0.9	6	50	0.55
G9B81008	R0.4	**0.8**	4	1.2	4	50	0.75
G9B81905	R0.4	**0.8**	4	1.2	6	50	0.75
G9B81906	R0.4	**0.8**	4	1.2	8	50	0.75
G9B81010	R0.5	**1.0**	4	1.5	6	50	0.95
G9B81907	R0.5	**1.0**	4	1.5	8	50	0.95
G9B81908	R0.5	**1.0**	4	1.5	10	50	0.95
G9B81909	R0.5	**1.0**	4	1.5	12	50	0.95
G9B81012	R0.6	**1.2**	4	1.8	8	50	1.15
G9B81910	R0.6	**1.2**	4	1.8	12	50	1.15
G9B81014	R0.7	**1.4**	4	2.1	16	50	1.35
G9B81015	R0.75	**1.5**	4	2.3	6	50	1.45
G9B81911	R0.75	**1.5**	4	2.3	8	50	1.45
G9B81912	R0.75	**1.5**	4	2.3	10	50	1.45
G9B81913	R0.75	**1.5**	4	2.3	12	50	1.45
G9B81914	R0.75	**1.5**	4	2.3	16	50	1.45
G9B81915	R0.75	**1.5**	4	2.3	20	50	1.45
G9B81016	R0.8	**1.6**	4	2.4	8	50	1.55

▶ NEXT PAGE

Mill Dia. Tolerance(mm)	Shank Dia. Tolerance
0 ~ - 0.03	h5

◎ : Excellent ○ : Good

ISO	P											M			K					
Material Description	Non-alloy steel					Low alloy steel				High alloyed steel, and tool steel		Stainless steel			Grey cast iron		Nodular cast iron		Malleable cast iron	
VDI 3323	1	2	3	4	5	6	7	8	9	10	11	12	13	14	15	16	17	18	19	20
HRc		13	25	28	32	10	29	32	38	15	35	15	23	10	10	26	3	25		21
HB	125	190	250	270	300	180	275	300	350	200	325	200	240	180	180	260	160	250	130	230
Recommend	◎	◎	◎	◎	◎	◎	◎	◎	◎	◎	◎	○	○	○	○	○	○	○	○	○

ISO	N										S							H			
Material Description	Aluminum-wrought alloy		Aluminum-cast, alloyed			Copper and Copper Alloys (Bronze / Brass)			Non Metallic Materials		Heat Resistant Super Alloys					Titanium Alloys		Hardened steel		Chilled Cast Iron	Hardened Cast Iron
VDI 3323	21	22	23	24	25	26	27	28	29	30	31	32	33	34	35	36	37	38	39	40	41
HRc											15	30	25	38	34			55	60	42	55
HB	60	100	75	90	130	110	90	100			200	280	250	350	320	400 Rm	1050 Rm	550	630	400	550
Recommend	○	○	○	○	○	○	○	○													

CARBIDE
HSS
CBN END MILLS
i-Xmill END MILLS
i-SMART MODULAR END MILLS
X1-EH END MILLS
X5070 END MILLS
4G MILL END MILLS
X-POWER PRO END MILLS
TitaNox-POWER END MILLS
JET-POWER END MILLS
V7 PLUS END MILLS
ALU-POWER HPC END MILLS
D-POWER GRAPHITE END MILLS
CRX S END MILLS
K-2 END MILLS
ONLY ONE COATED PM60 END MILLS
TANK POWER END MILLS
GENERAL HSS END MILLS
MILLING CUTTERS

K-2 END MILLS

PLAIN SHANK **G9B81** SERIES

CARBIDE, 2 FLUTE BALL NOSE for RIB PROCESSING

VOLLHARTMETALL, 2 SCHNEIDEN STIRNRADIUS FÜR SCHMALE RIPPEN
FRAISE CARBURE, 2 DENTS, HÉMISPHÉRIQUE POUR USINAGE DE RAINURE
2 TAGLIENTI, SEMISFERICA, SCARICATA PER NERVATURE

- ▶ Suitable for dry milling applications at high temperatures.
- ▶ Excellent high-performance end mills.
- ▶ Designed for milling of radius bottom slots, fillets and special contours.

- ▶ Für die Trockenbearbeitung.
- ▶ Hervorragendes Preis - Leistungsverhältnis.
- ▶ Bestimmt für das Fräsen von Nuten mit konvexem Grund, Sonderprofilen und zum Kopieren.

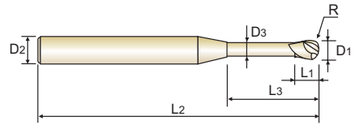

CARBIDE | 2 | 30° | R ±0.02 | DIN 6535HA | TiAlN

p.C614~C615

Unit : mm

EDP No.	Radius of Ball Nose	Mill Diameter	Shank Diameter	Length of Cut	Length Below Shank	Overall Length	Neck Diameter
	R (±0.02)	D1	D2	L1	L3	D3	D3
G9B81916	R0.8	**1.6**	4	2.4	12	50	1.55
G9B81917	R0.8	**1.6**	4	2.4	16	50	1.55
G9B81918	R0.8	**1.6**	4	2.4	20	50	1.55
G9B81020	R1.0	**2.0**	4	3	8	50	1.95
G9B81919	R1.0	**2.0**	4	3	10	50	1.95
G9B81920	R1.0	**2.0**	4	3	12	50	1.95
G9B81921	R1.0	**2.0**	4	3	14	50	1.95
G9B81922	R1.0	**2.0**	4	3	16	50	1.95
G9B81923	R1.0	**2.0**	4	3	20	50	1.95
G9B81030	R1.5	**3.0**	6	4.5	10	50	2.85
G9B81924	R1.5	**3.0**	6	4.5	12	50	2.85
G9B81927	R1.5	**3.0**	6	4.5	25	75	2.85
G9B81040	R2.0	**4.0**	6	6	12	50	3.85
G9B81928	R2.0	**4.0**	6	6	16	60	3.85
G9B81929	R2.0	**4.0**	6	6	20	75	3.85
G9B81930	R2.0	**4.0**	6	6	25	75	3.85
G9B81931	R2.0	**4.0**	6	6	30	75	3.85

Mill Dia. Tolerance(mm)	Shank Dia. Tolerance
0 ~ - 0.03	h5

◎ : Excellent ○ : Good

ISO	P											M			K					
Material Description	Non-alloy steel					Low alloy steel				High alloyed steel, and tool steel		Stainless steel			Grey cast iron		Nodular cast iron		Malleable cast iron	
VDI 3323	1	2	3	4	5	6	7	8	9	10	11	12	13	14	15	16	17	18	19	20
HRc		13	25	28	32	10	29	32	38	15	35	15	23	10	10	26	3	25		21
HB	125	190	250	270	300	180	275	300	350	200	325	200	240	180	180	260	160	250	130	230
Recommend	◎	◎	◎	◎	◎	◎	◎	◎	◎	◎	◎	○	○	○	○	○	○	○	○	○

ISO	N										S							H			
Material Description	Aluminum-wrought alloy		Aluminum-cast, alloyed			Copper and Copper Alloys (Bronze / Brass)			Non Metallic Materials		Heat Resistant Super Alloys					Titanium Alloys		Hardened steel		Chilled Cast Iron	Hardened Cast Iron
VDI 3323	21	22	23	24	25	26	27	28	29	30	31	32	33	34	35	36	37	38	39	40	41
HRc											15	30	25	38	34			55	60	42	55
HB	60	100	75	90	130	110	90	100			200	280	250	350	320	400 Rm	1050 Rm	550	630	400	550
Recommend	○	○	○	○	○	○	○	○													

K-2 END MILLS

PLAIN SHANK **G9634** SERIES

CARBIDE, 4 FLUTE SHORT LENGTH BALL NOSE

VOLLHARTMETALL, 4 SCHNEIDEN KURZ STIRNRADIUS
FRAISE CARBURE, 4 DENTS, HÉMISPHÉRIQUE, COURTE
4 TAGLIENTI, SEMISFERICA, SERIE CORTA

- ▶ Suitable for dry milling applications at high temperatures.
- ▶ Excellent high-performance end mills.
- ▶ 4 flute allows for better work piece finishes.
- ▶ Designed for milling of radius bottom slots, fillets and special contours.

- ▶ Für die Trockenbearbeitung.
- ▶ Hervorragendes Preis - Leistungsverhältnis.
- ▶ 4 Schneiden erzeugen eine bessere Oberflächengüte des Werkstücks.
- ▶ Bestimmt für das Fräsen von Nuten mit konvexem Grund, Sonderprofilen und zum Kopieren.

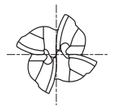

CARBIDE | 4 | 30° | R ±0.02 | DIN 6535HA | TiAlN p.C616

Unit : mm

EDP No.	Radius of Ball Nose R (±0.02)	Mill Diameter	Shank Diameter	Length of Cut	Overall Length
G9634020	R1.0	**2.0**	6	4	48
G9634030	R1.5	**3.0**	6	4	48
G9634040	R2.0	**4.0**	6	6	50
G9634050	R2.5	**5.0**	6	7	51
G9634060	R3.0	**6.0**	6	7	51
G9634080	R4.0	**8.0**	8	9	59
G9634100	R5.0	**10.0**	10	10	60
G9634120	R6.0	**12.0**	12	14	71
G9634140	R7.0	**14.0**	14	14	71
G9634160	R8.0	**16.0**	16	16	76
G9634180	R9.0	**18.0**	18	18	76
G9634200	R10.0	**20.0**	20	20	82

Mill Dia. Tolerance(mm)	Shank Dia. Tolerance
0 ~ - 0.03	h5

◎ : Excellent ○ : Good

ISO	P											M			K					
Material Description	Non-alloy steel					Low alloy steel				High alloyed steel, and tool steel		Stainless steel			Grey cast iron		Nodular cast iron		Malleable cast iron	
VDI 3323	1	2	3	4	5	6	7	8	9	10	11	12	13	14	15	16	17	18	19	20
HRc		13	25	28	32	10	29	32	38	15	35	15	23	10	10	26	3	25		21
HB	125	190	250	270	300	180	275	300	350	200	325	200	240	180	180	260	160	250	130	230
Recommend	◎	◎	◎	◎	◎	◎	◎	◎	◎	◎	◎	○	○	○	○	○	○	○	○	○

ISO	N										S							H			
Material Description	Aluminum-wrought alloy		Aluminum-cast, alloyed			Copper and Copper Alloys (Bronze / Brass)			Non Metallic Materials		Heat Resistant Super Alloys					Titanium Alloys		Hardened steel		Chilled Cast Iron	Hardened Cast Iron
VDI 3323	21	22	23	24	25	26	27	28	29	30	31	32	33	34	35	36	37	38	39	40	41
HRc											15	30	25	38	34			55	60	42	55
HB	60	100	75	90	130	110	90	100			200	280	250	350	320	400 Rm	1050 Rm	550	630	400	550
Recommend	○	○	○	○	○	○	○	○			○	○	○	○	○	○	○			○	

K-2 END MILLS

PLAIN SHANK **G9B82** SERIES

CARBIDE, 2 FLUTE SHORT LENGTH CORNER RADIUS

VOLLHARTMETALL, 2 SCHNEIDEN KURZ ECKENRADIUS
FRAISE CARBURE, 2 DENTS, TORIQUE, COURTE
2 TAGLIENTI, SERIE CORTA, TORICA

- ▶ Suitable for dry milling applications at high temperatures.
- ▶ Excellent high-performance end mills.
- ▶ 2 flute design for slotting.

- ▶ Für die Trockenbearbeitung.
- ▶ Hervorragendes Preis - Leistungsverhältnis.
- ▶ 2 Schneiden zum Nutenfräsen.

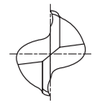

CARBIDE | 2 | 30° | DIN 6535HA | TiAlN p.C617

Unit : mm

EDP No.	Corner Radius R	Mill Diameter	Shank Diameter	Length of Cut	Overall Length
G9B82020	R0.2	**2.0**	4	4	50
G9B82901	R0.3	**2.0**	4	4	50
G9B82902	R0.5	**2.0**	4	4	50
G9B82025	R0.2	**2.5**	4	5	50
G9B82904	R0.5	**2.5**	4	5	50
G9B82030	R0.2	**3.0**	4	6	50
G9B82905	R0.3	**3.0**	4	6	50
G9B82906	R0.5	**3.0**	4	6	50
G9B82907	R1.0	**3.0**	4	6	50
G9B82040	R0.2	**4.0**	4	8	50
G9B82908	R0.3	**4.0**	4	8	50
G9B82909	R0.5	**4.0**	4	8	50
G9B82910	R1.0	**4.0**	4	8	50
G9B82050	R0.2	**5.0**	6	10	50
G9B82911	R0.3	**5.0**	6	10	50
G9B82913	R1.0	**5.0**	6	10	50
G9B82060	R0.2	**6.0**	6	12	50
G9B82914	R0.3	**6.0**	6	12	50
G9B82915	R0.5	**6.0**	6	12	50
G9B82916	R1.0	**6.0**	6	12	50

▶ NEXT PAGE

Mill Dia. Tolerance(mm)	Shank Dia. Tolerance
0 ~ - 0.03	h5

◎ : Excellent ○ : Good

ISO	P											M			K					
Material Description	Non-alloy steel					Low alloy steel				High alloyed steel, and tool steel		Stainless steel			Grey cast iron		Nodular cast iron		Malleable cast iron	
VDI 3323	1	2	3	4	5	6	7	8	9	10	11	12	13	14	15	16	17	18	19	20
HRc		13	25	28	32	10	29	32	38	15	35	15	23	10	10	26	3	25		21
HB	125	190	250	270	300	180	275	300	350	200	325	200	240	180	180	260	160	250	130	230
Recommend	◎	◎	◎	◎	◎	◎	◎	◎	◎	◎	◎	○	○	○	○	○	○	○	○	○

ISO	N										S							H			
Material Description	Aluminum-wrought alloy		Aluminum-cast, alloyed			Copper and Copper Alloys (Bronze / Brass)			Non Metallic Materials		Heat Resistant Super Alloys					Titanium Alloys		Hardened steel		Chilled Cast Iron	Hardened Cast Iron
VDI 3323	21	22	23	24	25	26	27	28	29	30	31	32	33	34	35	36	37	38	39	40	41
HRc											15	30	25	38	34			55	60	42	55
HB	60	100	75	90	130	110	90	100			200	280	250	350	320	400 Rm	1050 Rm	550	630	400	550
Recommend	○	○	○	○	○	○	○	○	○											○	

K-2 END MILLS

PLAIN SHANK **G9B82** SERIES

CARBIDE, 2 FLUTE SHORT LENGTH CORNER RADIUS

VOLLHARTMETALL, 2 SCHNEIDEN KURZ ECKENRADIUS
FRAISE CARBURE, 2 DENTS, TORIQUE, COURTE
2 TAGLIENTI, SERIE CORTA, TORICA

- ▶ Suitable for dry milling applications at high temperatures.
- ▶ Excellent high-performance end mills.
- ▶ 2 flute design for slotting.

- ▶ Für die Trockenbearbeitung.
- ▶ Hervorragendes Preis - Leistungsverhältnis.
- ▶ 2 Schneiden zum Nutenfräsen.

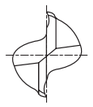

CARBIDE | 2 | 30° | DIN 6535HA | TiAlN p.C617

Unit : mm

EDP No.	Corner Radius R	Mill Diameter	Shank Diameter	Length of Cut	Overall Length
G9B82080	R0.5	**8.0**	8	16	60
G9B82917	R1.0	**8.0**	8	16	60
G9B82918	R1.5	**8.0**	8	16	60
G9B82919	R2.0	**8.0**	8	16	60
G9B82920	R2.5	**8.0**	8	16	60
G9B82100	R0.5	**10.0**	10	20	75
G9B82921	R1.0	**10.0**	10	20	75
G9B82922	R1.5	**10.0**	10	20	75
G9B82923	R2.0	**10.0**	10	20	75
G9B82924	R2.5	**10.0**	10	20	75
G9B82925	R1.0	**12.0**	12	24	75
G9B82927	R2.0	**12.0**	12	24	75
G9B82928	R2.5	**12.0**	12	24	75

Mill Dia. Tolerance(mm)	Shank Dia. Tolerance
0 ~ - 0.03	h5

◎ : Excellent ○ : Good

ISO	P											M			K					
Material Description	Non-alloy steel					Low alloy steel				High alloyed steel, and tool steel		Stainless steel			Grey cast iron		Nodular cast iron		Malleable cast iron	
VDI 3323	1	2	3	4	5	6	7	8	9	10	11	12	13	14	15	16	17	18	19	20
HRc		13	25	28	32	10	29	32	38	15	35	15	23	10	10	26	3	25		21
HB	125	190	250	270	300	180	275	300	350	200	325	200	240	180	180	260	160	250	130	230
Recommend	◎	◎	◎	◎	◎	◎	◎	◎	◎	◎	◎	○	○	○	○	○	○	○	○	○

ISO	N										S							H			
Material Description	Aluminum-wrought alloy		Aluminum-cast, alloyed			Copper and Copper Alloys (Bronze / Brass)			Non Metallic Materials		Heat Resistant Super Alloys					Titanium Alloys		Hardened steel		Chilled Cast Iron	Hardened Cast Iron
VDI 3323	21	22	23	24	25	26	27	28	29	30	31	32	33	34	35	36	37	38	39	40	41
HRc											15	30	25	38	34			55	60	42	55
HB	60	100	75	90	130	110	90	100			200	280	250	350	320	400 Rm	1050 Rm	550	630	400	550
Recommend	○	○	○	○	○	○	○	○	○											○	

K-2 END MILLS

PLAIN SHANK **G9B83** SERIES

CARBIDE, 2 FLUTE LONG REACH CORNER RADIUS

VOLLHARTMETALL, 2 SCHNEIDEN GROSSE REICHWEITE ECKENRADIUS
FRAISE CARBURE, 2 DENTS, TORIQUE LONGUE PORTÉE
2 TAGLIENTI, SERIE LUNGA, TORICA

- ▶ Suitable for dry milling applications at high temperatures.
- ▶ Excellent high-performance end mills.
- ▶ 2 flute design for slotting.

- ▶ Für die Trockenbearbeitung.
- ▶ Hervorragendes Preis - Leistungsverhältnis.
- ▶ 2 Schneiden zum Nutenfräsen.

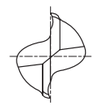

CARBIDE | 2 | 30° | DIN 6535HA | TiAlN p.C617

Unit : mm

EDP No.	Corner Radius R	Mill Diameter	Shank Diameter	Length of Cut	Overall Length
G9B83030	R0.5	**3.0**	4	6	75
G9B83901	R1.0	**3.0**	4	6	75
G9B83040	R0.5	**4.0**	4	8	75
G9B83902	R1.0	**4.0**	4	8	75
G9B83903	R1.0	**5.0**	6	10	75
G9B83904	R1.0	**6.0**	6	12	75
G9B83080	R0.5	**8.0**	8	16	100
G9B83905	R1.0	**8.0**	8	16	100
G9B83906	R1.5	**8.0**	8	16	100
G9B83907	R2.0	**8.0**	8	16	100
G9B83908	R2.5	**8.0**	8	16	100
G9B83909	R1.0	**10.0**	10	20	100
G9B83910	R1.5	**10.0**	10	20	100
G9B83911	R2.0	**10.0**	10	20	100
G9B83912	R2.5	**10.0**	10	20	100
G9B83120	R0.5	**12.0**	12	24	100
G9B83913	R1.0	**12.0**	12	24	100
G9B83914	R1.5	**12.0**	12	24	100
G9B83915	R2.0	**12.0**	12	24	100
G9B83916	R2.5	**12.0**	12	24	100

Mill Dia. Tolerance(mm)	Shank Dia. Tolerance
0 ~ - 0.03	h5

◎ : Excellent ○ : Good

ISO	P											M			K					
Material Description	Non-alloy steel					Low alloy steel				High alloyed steel, and tool steel		Stainless steel			Grey cast iron		Nodular cast iron		Malleable cast iron	
VDI 3323	1	2	3	4	5	6	7	8	9	10	11	12	13	14	15	16	17	18	19	20
HRc		13	25	28	32	10	29	32	38	15	35	15	23	10	10	26	3	25		21
HB	125	190	250	270	300	180	275	300	350	200	325	200	240	180	180	260	160	250	130	230
Recommend	◎	◎	◎	◎	◎	◎	◎	◎	◎	◎	◎	○	○	○	○	○	○	○	○	○

ISO	N										S							H			
Material Description	Aluminum-wrought alloy		Aluminum-cast, alloyed			Copper and Copper Alloys (Bronze / Brass)			Non Metallic Materials		Heat Resistant Super Alloys					Titanium Alloys		Hardened steel		Chilled Cast Iron	Hardened Cast Iron
VDI 3323	21	22	23	24	25	26	27	28	29	30	31	32	33	34	35	36	37	38	39	40	41
HRc											15	30	25	38	34			55	60	42	55
HB	60	100	75	90	130	110	90	100			200	280	250	350	320	400 Rm	1050 Rm	550	630	400	550
Recommend	○	○	○	○	○	○	○	○	○											○	

CARBIDE
HSS
CBN END MILLS
i-Xmill END MILLS
i-SMART MODULAR END MILLS
X1-EH END MILLS
X5070 END MILLS
4G MILL END MILLS
X-POWER PRO END MILLS
TitaNox-POWER END MILLS
JET-POWER END MILLS
V7 PLUS END MILLS
ALU-POWER HPC END MILLS
D-POWER GRAPHITE END MILLS
CRX S END MILLS
K-2 END MILLS
ONLY ONE COATED PM60 END MILLS
TANK POWER END MILLS
GENERAL HSS END MILLS
MILLING CUTTERS

K-2 END MILLS

PLAIN SHANK **G9B84** SERIES

CARBIDE, 4 FLUTE SHORT LENGTH CORNER RADIUS

VOLLHARTMETALL, 4 SCHNEIDEN KURZ ECKENRADIUS
FRAISE CARBURE, 4 DENTS, TORIQUE, COURTE
4 TAGLIENTI, SERIE CORTA, TORICA

- ▶ Suitable for dry milling applications at high temperatures.
- ▶ Excellent high-performance end mills.
- ▶ Designed for milling of radius bottom slots, fillets and special contours.

- ▶ Für die Trockenbearbeitung.
- ▶ Hervorragendes Preis - Leistungsverhältnis.
- ▶ Bestimmt für das Fräsen von Nuten mit konvexem Grund, Sonderprofilen und zum Kopieren.

CARBIDE | 4 | 30° | DIN 6535HA | TiAlN p.C618

Unit : mm

EDP No.	Corner Radius R	Mill Diameter	Shank Diameter	Length of Cut	Overall Length
G9B84020	R0.2	**2.0**	4	4	50
G9B84901	R0.3	**2.0**	4	4	50
G9B84902	R0.5	**2.0**	4	4	50
G9B84904	R0.5	**2.5**	4	5	50
G9B84030	R0.2	**3.0**	4	6	50
G9B84906	R0.5	**3.0**	4	6	50
G9B84907	R1.0	**3.0**	4	6	50
G9B84040	R0.2	**4.0**	4	8	50
G9B84908	R0.3	**4.0**	4	8	50
G9B84910	R1.0	**4.0**	4	8	50
G9B84050	R0.2	**5.0**	6	10	50
G9B84911	R0.3	**5.0**	6	10	50
G9B84912	R0.5	**5.0**	6	10	50
G9B84913	R1.0	**5.0**	6	10	50
G9B84060	R0.2	**6.0**	6	12	50
G9B84914	R0.3	**6.0**	6	12	50
G9B84915	R0.5	**6.0**	6	12	50
G9B84916	R1.0	**6.0**	6	12	50
G9B84080	R0.5	**8.0**	8	16	60
G9B84917	R1.0	**8.0**	8	16	60

Mill Dia. Tolerance(mm)	Shank Dia. Tolerance
0 ~ - 0.03	h5

▶ NEXT PAGE

◎ : Excellent ○ : Good

ISO	P											M			K					
Material Description	Non-alloy steel					Low alloy steel				High alloyed steel, and tool steel		Stainless steel			Grey cast iron		Nodular cast iron		Malleable cast iron	
VDI 3323	1	2	3	4	5	6	7	8	9	10	11	12	13	14	15	16	17	18	19	20
HRc		13	25	28	32	10	29	32	38	15	35	15	23	10	10	26	3	25		21
HB	125	190	250	270	300	180	275	300	350	200	325	200	240	180	180	260	160	250	130	230
Recommend	◎	◎	◎	◎	◎	◎	◎	◎	◎	◎	◎	○	○	○	○	○	○	○	○	○

ISO	N										S							H			
Material Description	Aluminum-wrought alloy		Aluminum-cast, alloyed			Copper and Copper Alloys (Bronze / Brass)			Non Metallic Materials		Heat Resistant Super Alloys					Titanium Alloys		Hardened steel		Chilled Cast Iron	Hardened Cast Iron
VDI 3323	21	22	23	24	25	26	27	28	29	30	31	32	33	34	35	36	37	38	39	40	41
HRc											15	30	25	38	34			55	60	42	55
HB	60	100	75	90	130	110	90	100			200	280	250	350	320	400 Rm	1050 Rm	550	630	400	550
Recommend	○	○	○	○	○	○	○	○	○											○	

CARBIDE
HSS
CBN END MILLS
i-Xmill END MILLS
i-SMART MODULAR END MILLS
X1-EH END MILLS
X5070 END MILLS
4G MILL END MILLS
X-POWER PRO END MILLS
TitaNox-POWER END MILLS
JET-POWER END MILLS
V7 PLUS END MILLS
ALU-POWER HPC END MILLS
ALU-POWER END MILLS
D-POWER GRAPHITE END MILLS
CRX S END MILLS
K-2 END MILLS
ONLY ONE COATED PM60 END MILLS
TANK POWER END MILLS
GENERAL HSS END MILLS
MILLING CUTTERS

K-2 END MILLS

PLAIN SHANK **G9B84** SERIES

CARBIDE, 4 FLUTE SHORT LENGTH CORNER RADIUS

VOLLHARTMETALL, 4 SCHNEIDEN KURZ ECKENRADIUS
FRAISE CARBURE, 4 DENTS, TORIQUE, COURTE
4 TAGLIENTI, SERIE CORTA, TORICA

- ▶ Suitable for dry milling applications at high temperatures.
- ▶ Excellent high-performance end mills.
- ▶ Designed for milling of radius bottom slots, fillets and special contours.

- ▶ Für die Trockenbearbeitung.
- ▶ Hervorragendes Preis - Leistungsverhältnis.
- ▶ Bestimmt für das Fräsen von Nuten mit konvexem Grund, Sonderprofilen und zum Kopieren.

CARBIDE | 4 | 30° | DIN 6535HA | TiAlN p.C618

Unit : mm

EDP No.	Corner Radius R	Mill Diameter	Shank Diameter	Length of Cut	Overall Length
G9B84918	R1.5	**8.0**	8	16	60
G9B84919	R2.0	**8.0**	8	16	60
G9B84920	R2.5	**8.0**	8	16	60
G9B84100	R0.5	**10.0**	10	20	75
G9B84921	R1.0	**10.0**	10	20	75
G9B84922	R1.5	**10.0**	10	20	75
G9B84923	R2.0	**10.0**	10	20	75
G9B84924	R2.5	**10.0**	10	20	75
G9B84120	R0.5	**12.0**	12	24	75
G9B84925	R1.0	**12.0**	12	24	75
G9B84926	R1.5	**12.0**	12	24	75
G9B84927	R2.0	**12.0**	12	24	75
G9B84928	R2.5	**12.0**	12	24	75

Mill Dia. Tolerance(mm)	Shank Dia. Tolerance
0 ~ - 0.03	h5

◎ : Excellent ○ : Good

ISO	P											M			K					
Material Description	Non-alloy steel					Low alloy steel				High alloyed steel, and tool steel		Stainless steel			Grey cast iron		Nodular cast iron		Malleable cast iron	
VDI 3323	1	2	3	4	5	6	7	8	9	10	11	12	13	14	15	16	17	18	19	20
HRc		13	25	28	32	10	29	32	38	15	35	15	23	10	10	26	3	25		21
HB	125	190	250	270	300	180	275	300	350	200	325	200	240	180	180	260	160	250	130	230
Recommend	◎	◎	◎	◎	◎	◎	◎	◎	◎	◎	◎	○	○	○	○	○	○	○	○	○

ISO	N										S							H			
Material Description	Aluminum-wrought alloy		Aluminum-cast, alloyed			Copper and Copper Alloys (Bronze / Brass)			Non Metallic Materials		Heat Resistant Super Alloys					Titanium Alloys		Hardened steel		Chilled Cast Iron	Hardened Cast Iron
VDI 3323	21	22	23	24	25	26	27	28	29	30	31	32	33	34	35	36	37	38	39	40	41
HRc											15	30	25	38	34			55	60	42	55
HB	60	100	75	90	130	110	90	100			200	280	250	350	320	400 Rm	1050 Rm	550	630	400	550
Recommend	○	○	○	○	○	○	○	○	○											○	

K-2 END MILLS

PLAIN SHANK **G9B85** SERIES

CARBIDE, 4 FLUTE LONG REACH CORNER RADIUS

VOLLHARTMETALL, 4 SCHNEIDEN GROSSE REICHWEITE ECKENRADIUS
FRAISE CARBURE, 4 DENTS, TORIQUE LONGUE PORTÉE
4 TAGLIENTI, SERIE LUNGA, TORICA

- ▶ Suitable for dry milling applications at high temperatures.
- ▶ Excellent high-performance end mills.
- ▶ Designed for milling of radius bottom slots, fillets and special contours.

- ▶ Für die Trockenbearbeitung.
- ▶ Hervorragendes Preis - Leistungsverhältnis.
- ▶ Bestimmt für das Fräsen von Nuten mit konvexem Grund, Sonderprofilen und zum Kopieren.

CARBIDE | 4 | 30° | DIN 6535HA | TiAlN p.C618

Unit : mm

EDP No.	Corner Radius R	Mill Diameter	Shank Diameter	Length of Cut	Overall Length
G9B85030	R0.5	3.0	4	6	75
G9B85901	R1.0	3.0	4	6	75
G9B85040	R0.5	4.0	4	8	75
G9B85902	R1.0	4.0	4	8	75
G9B85050	R0.5	5.0	6	10	75
G9B85903	R1.0	5.0	6	10	75
G9B85060	R0.5	6.0	6	12	75
G9B85904	R1.0	6.0	6	12	75
G9B85080	R0.5	8.0	8	16	100
G9B85905	R1.0	8.0	8	16	100
G9B85906	R1.5	8.0	8	16	100
G9B85907	R2.0	8.0	8	16	100
G9B85908	R2.5	8.0	8	16	100
G9B85100	R0.5	10.0	10	20	100
G9B85909	R1.0	10.0	10	20	100
G9B85911	R2.0	10.0	10	20	100
G9B85120	R0.5	12.0	12	24	100
G9B85913	R1.0	12.0	12	24	100
G9B85914	R1.5	12.0	12	24	100
G9B85915	R2.0	12.0	12	24	100
G9B85916	R2.5	12.0	12	24	100

Mill Dia. Tolerance(mm)	Shank Dia. Tolerance
0 ~ - 0.03	h5

◎ : Excellent ○ : Good

ISO	P											M			K					
Material Description	Non-alloy steel					Low alloy steel				High alloyed steel, and tool steel		Stainless steel			Grey cast iron		Nodular cast iron		Malleable cast iron	
VDI 3323	1	2	3	4	5	6	7	8	9	10	11	12	13	14	15	16	17	18	19	20
HRc		13	25	28	32	10	29	32	38	15	35	15	23	10	10	26	3	25		21
HB	125	190	250	270	300	180	275	300	350	200	325	200	240	180	180	260	160	250	130	230
Recommend	◎	◎	◎	◎	◎	◎	◎	◎	◎	◎	◎	○	○	○	○	○	○	○	○	○

ISO	N										S							H			
Material Description	Aluminum-wrought alloy		Aluminum-cast, alloyed			Copper and Copper Alloys (Bronze / Brass)			Non Metallic Materials		Heat Resistant Super Alloys					Titanium Alloys		Hardened steel		Chilled Cast Iron	Hardened Cast Iron
VDI 3323	21	22	23	24	25	26	27	28	29	30	31	32	33	34	35	36	37	38	39	40	41
HRc											15	30	25	38	34			55	60	42	55
HB	60	100	75	90	130	110	90	100			200	280	250	350	320	400 Rm	1050 Rm	550	630	400	550
Recommend	○	○	○	○	○	○	○	○	○											○	

K-2 END MILLS

PLAIN SHANK **G9424** SERIES

CARBIDE, 2 FLUTE SHORT LENGTH

VOLLHARTMETALL, 2 SCHNEIDEN KURZ
FRAISE CARBURE, 2 DENTS, COURTE
2 TAGLIENTI, CORTA

- ▶ Suitable for dry milling applications at high temperatures.
- ▶ Excellent high-performance end mills.
- ▶ 2 flute design for slotting.

- ▶ Für die Trockenbearbeitung.
- ▶ Hervorragendes Preis - Leistungsverhältnis.
- ▶ 2 Schneiden zum Nutenfräsen.

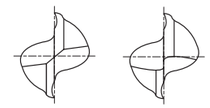

under Ø3mm from Ø3mm

CARBIDE | 2 | 30° | DIN 6535HA | TiAlN p.C619

Unit : mm

EDP No.	Mill Diameter	Shank Diameter	Length of Cut	Overall Length
G9424010	1.0	4	3	40
G9424015	1.5	4	4.5	40
G9424020	2.0	2	8	32
G9424025	2.5	2.5	8	32
G9424030	3.0	3	12	32
G9424035	3.5	3.5	12	32
G9424045	4.5	4.5	14	50
G9424050	5.0	5	14	50
G9424055	5.5	5.5	16	50
G9424060	6.0	6	16	50
G9424070	7.0	7	20	60
G9424080	8.0	8	20	60
G9424090	9.0	9	20	60
G9424100	10.0	10	22	70
G9424120	12.0	12	22	70
G9424140	14.0	14	25	75
G9424160	16.0	16	25	75
G9424200	20.0	20	32	100

Mill Dia. Tolerance(mm)	Shank Dia. Tolerance
0 ~ - 0.03	h5

◎ : Excellent ○ : Good

ISO	P											M			K					
Material Description	Non-alloy steel					Low alloy steel				High alloyed steel, and tool steel		Stainless steel			Grey cast iron		Nodular cast iron		Malleable cast iron	
VDI 3323	1	2	3	4	5	6	7	8	9	10	11	12	13	14	15	16	17	18	19	20
HRc		13	25	28	32	10	29	32	38	15	35	15	23	10	10	26	3	25		21
HB	125	190	250	270	300	180	275	300	350	200	325	200	240	180	180	260	160	250	130	230
Recommend	◎	◎	◎	◎	◎	◎	◎	◎	◎	◎	◎	○	○	○	○	○	○	○	○	○

ISO	N										S							H			
Material Description	Aluminum-wrought alloy		Aluminum-cast, alloyed			Copper and Copper Alloys (Bronze / Brass)			Non Metallic Materials		Heat Resistant Super Alloys					Titanium Alloys		Hardened steel		Chilled Cast Iron	Hardened Cast Iron
VDI 3323	21	22	23	24	25	26	27	28	29	30	31	32	33	34	35	36	37	38	39	40	41
HRc											15	30	25	38	34			55	60	42	55
HB	60	100	75	90	130	110	90	100			200	280	250	350	320	400 Rm	1050 Rm	550	630	400	550
Recommend	○	○	○	○	○	○	○	○	○		○	○	○	○	○	○	○			○	

K-2 END MILLS

PLAIN SHANK **G9G44** SERIES

CARBIDE, 2 FLUTE SHORT LENGTH WITH CHAMFER

VOLLHARTMETALL, 2 SCHNEIDEN KURZ
FRAISE CARBURE, 2 DENTS, COURTE
2 TAGLIENTI, CORTA

- ▶ Suitable for dry milling applications at high temperatures.
- ▶ Excellent high-performance end mills.
- ▶ 2 flute design for slotting.

- ▶ Für die Trockenbearbeitung.
- ▶ Hervorragendes Preis - Leistungsverhältnis.
- ▶ 2 Schneiden zum Nutenfräsen.

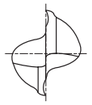

CARBIDE | 2 | 30° | DIN 6535HA | C x 45° | TiAlN p.C619

Unit : mm

EDP No.	Mill Diameter	Shank Diameter	Length of Cut	Overall Length	Chamfer
G9G44030	**3.0**	3	12	32	0.10
G9G44040	**4.0**	4	12	40	0.10
G9G44050	**5.0**	5	14	50	0.10
G9G44060	**6.0**	6	16	50	0.10
G9G44080	**8.0**	8	20	60	0.13
G9G44100	**10.0**	10	22	70	0.13
G9G44120	**12.0**	12	22	70	0.18
G9G44140	**14.0**	14	25	75	0.18
G9G44160	**16.0**	16	25	75	0.18

Mill Dia. Tolerance(mm)	Shank Dia. Tolerance
0 ~ - 0.03	h5

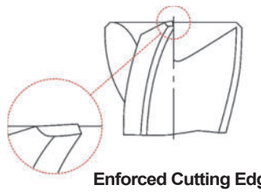

Enforced Cutting Edge

◎ : Excellent ○ : Good

ISO	P											M			K					
Material Description	Non-alloy steel					Low alloy steel				High alloyed steel, and tool steel		Stainless steel			Grey cast iron		Nodular cast iron		Malleable cast iron	
VDI 3323	1	2	3	4	5	6	7	8	9	10	11	12	13	14	15	16	17	18	19	20
HRc		13	25	28	32	10	29	32	38	15	35	15	23	10	10	26	3	25		21
HB	125	190	250	270	300	180	275	300	350	200	325	200	240	180	180	260	160	250	130	230
Recommend	◎	◎	◎	◎	◎	◎	◎	◎	◎	◎	◎	○	○	○	○	○	○	○	○	○

ISO	N										S							H			
Material Description	Aluminum-wrought alloy		Aluminum-cast, alloyed			Copper and Copper Alloys (Bronze / Brass)			Non Metallic Materials		Heat Resistant Super Alloys					Titanium Alloys		Hardened steel		Chilled Cast Iron	Hardened Cast Iron
VDI 3323	21	22	23	24	25	26	27	28	29	30	31	32	33	34	35	36	37	38	39	40	41
HRc											15	30	25	38	34			55	60	42	55
HB	60	100	75	90	130	110	90	100			200	280	250	350	320	400 Rm	1050 Rm	550	630	400	550
Recommend	○	○	○	○	○	○	○	○	○		○	○	○	○	○	○	○			○	

K-2 END MILLS

PLAIN SHANK **G9A68** SERIES

CARBIDE, 2 FLUTE SHORT LENGTH

VOLLHARTMETALL, 2 SCHNEIDEN KURZ
FRAISE CARBURE, 2 DENTS, COURTE
2 TAGLIENTI, CORTA

- ▶ Suitable for dry milling applications at high temperatures.
- ▶ Excellent high-performance end mills.
- ▶ 2 flute design for slotting.

- ▶ Für die Trockenbearbeitung.
- ▶ Hervorragendes Preis - Leistungsverhältnis.
- ▶ 2 Schneiden zum Nutenfräsen.

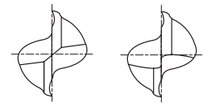

under Ø3mm from Ø3mm

CARBIDE | 2 | 30° | DIN 6535HA | TiAlN p.C619

Unit : mm

EDP No.	Mill Diameter	Shank Diameter	Length of Cut	Overall Length
G9A68010	**1.0**	3	3	39
G9A68015	**1.5**	3	5	39
G9A68020	**2.0**	3	7	39
G9A68025	**2.5**	3	7	39
G9A68030	**3.0**	3	9	39
G9A68040	**4.0**	4	14	51
G9A68050	**5.0**	5	16	51
G9A68060	**6.0**	6	19	64
G9A68080	**8.0**	8	21	64
G9A68100	**10.0**	10	22	70
G9A68120	**12.0**	12	25	76
G9A68160	**16.0**	16	32	89
G9A68200	**20.0**	20	38	102

Mill Dia. Tolerance(mm)	Shank Dia. Tolerance
0 ~ - 0.03	h5

◎ : Excellent ○ : Good

ISO	P											M			K					
Material Description	Non-alloy steel					Low alloy steel				High alloyed steel, and tool steel		Stainless steel			Grey cast iron		Nodular cast iron		Malleable cast iron	
VDI 3323	1	2	3	4	5	6	7	8	9	10	11	12	13	14	15	16	17	18	19	20
HRc		13	25	28	32	10	29	32	38	15	35	15	23	10	10	26	3	25		21
HB	125	190	250	270	300	180	275	300	350	200	325	200	240	180	180	260	160	250	130	230
Recommend	◎	◎	◎	◎	◎	◎	◎	◎	◎	◎	◎	○	○	○	○	○	○	○	○	○

ISO	N										S							H			
Material Description	Aluminum-wrought alloy		Aluminum-cast, alloyed			Copper and Copper Alloys (Bronze / Brass)			Non Metallic Materials		Heat Resistant Super Alloys					Titanium Alloys		Hardened steel		Chilled Cast Iron	Hardened Cast Iron
VDI 3323	21	22	23	24	25	26	27	28	29	30	31	32	33	34	35	36	37	38	39	40	41
HRc											15	30	25	38	34			55	60	42	55
HB	60	100	75	90	130	110	90	100			200	280	250	350	320	400 Rm	1050 Rm	550	630	400	550
Recommend	○	○	○	○	○	○	○	○	○		○	○	○	○	○	○	○			○	

CARBIDE
HSS
CBN END MILLS
i-Xmill END MILLS
i-SMART MODULAR END MILLS
X1-EH END MILLS
X5070 END MILLS
4G MILL END MILLS
X-POWER PRO END MILLS
TitaNox-POWER END MILLS
JET-POWER END MILLS
V7 PLUS END MILLS
ALU-POWER HPC END MILLS
D-POWER GRAPHITE END MILLS
CRX S END MILLS
K-2 END MILLS
ONLY ONE COATED PM60 END MILLS
TANK POWER END MILLS
GENERAL HSS END MILLS
MILLING CUTTERS

K-2 END MILLS

FLAT SHANK **G9444** SERIES

CARBIDE, 2 FLUTE SHORT LENGTH

VOLLHARTMETALL, 2 SCHNEIDEN KURZ
FRAISE CARBURE, 2 DENTS, COURTE
2 TAGLIENTI, CORTA

- ▶ Suitable for dry milling applications at high temperatures.
- ▶ Excellent high-performance end mills.
- ▶ 2 flute design for slotting.

- ▶ Für die Trockenbearbeitung.
- ▶ Hervorragendes Preis - Leistungsverhältnis.
- ▶ 2 Schneiden zum Nutenfräsen.

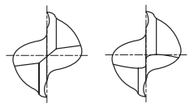

under Ø3mm from Ø3mm

CARBIDE | DIN 6527 | 2 | ≈30° | DIN 6535HB | TiAlN p.C619

Unit : mm

EDP No.	Mill Diameter	Shank Diameter	Length of Cut	Overall Length
G9444020	2.0	6	3	50
G9444030	3.0	6	4	50
G9444035	3.5	6	4	50
G9444040	4.0	6	5	54
G9444045	4.5	6	5	54
G9444050	5.0	6	6	54
G9444060	6.0	6	7	54
G9444070	7.0	8	8	58
G9444080	8.0	8	9	58
G9444090	9.0	10	10	66
G9444100	10.0	10	11	66
G9444120	12.0	12	12	73
G9444140	14.0	14	14	75
G9444160	16.0	16	16	82
G9444180	18.0	18	18	84
G9444200	20.0	20	20	92

Mill Dia. Tolerance(mm)	Shank Dia. Tolerance
0 ~ - 0.03	h5

◎ : Excellent ○ : Good

ISO	P											M			K					
Material Description	Non-alloy steel					Low alloy steel				High alloyed steel, and tool steel		Stainless steel			Grey cast iron		Nodular cast iron		Malleable cast iron	
VDI 3323	1	2	3	4	5	6	7	8	9	10	11	12	13	14	15	16	17	18	19	20
HRc		13	25	28	32	10	29	32	38	15	35	15	23	10	10	26	3	25		21
HB	125	190	250	270	300	180	275	300	350	200	325	200	240	180	180	260	160	250	130	230
Recommend	◎	◎	◎	◎	◎	◎	◎	◎	◎	◎	◎	○	○	○	○	○	○	○	○	○

ISO	N										S							H			
Material Description	Aluminum-wrought alloy		Aluminum-cast, alloyed			Copper and Copper Alloys (Bronze / Brass)			Non Metallic Materials		Heat Resistant Super Alloys					Titanium Alloys		Hardened steel		Chilled Cast Iron	Hardened Cast Iron
VDI 3323	21	22	23	24	25	26	27	28	29	30	31	32	33	34	35	36	37	38	39	40	41
HRc											15	30	25	38	34			55	60	42	55
HB	60	100	75	90	130	110	90	100			200	280	250	350	320	400 Rm	1050 Rm	550	630	400	550
Recommend	○	○	○	○	○	○	○	○	○		○	○	○	○	○	○	○			○	

K-2 END MILLS

PLAIN SHANK **G9527** SERIES

CARBIDE, 2 FLUTE LONG LENGTH

VOLLHARTMETALL, 2 SCHNEIDEN LANG
FRAISE CARBURE, 2 DENTS, LONGUE
2 TAGLIENTI, SERIE LUNGA

- ▶ Suitable for dry milling applications at high temperatures.
- ▶ Excellent high-performance end mills.
- ▶ 2 flute design for slotting.

- ▶ Für die Trockenbearbeitung.
- ▶ Hervorragendes Preis - Leistungsverhältnis.
- ▶ 2 Schneiden zum Nutenfräsen.

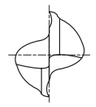

CARBIDE | DIN 6528 | 2 | ≈30° | DIN 6535HA | TiAlN p.C619

Unit : mm

EDP No.	Mill Diameter	Shank Diameter	Length of Cut	Overall Length
G9527035	3.5	3.5	7	50
G9527040	4.0	4	8	50
G9527045	4.5	4.5	8	50
G9527050	5.0	5	10	50
G9527055	5.5	5.5	10	57
G9527060	6.0	6	10	57
G9527065	6.5	6.5	13	60
G9527070	7.0	7	13	60
G9527075	7.5	7.5	16	63
G9527080	8.0	8	16	63
G9527085	8.5	8.5	16	67
G9527090	9.0	9	16	67
G9527095	9.5	9.5	19	72
G9527100	10.0	10	19	72
G9527110	11.0	11	22	83
G9527120	12.0	12	22	83
G9527130	13.0	13	22	83
G9527140	14.0	14	22	83
G9527150	15.0	15	26	92
G9527160	16.0	16	26	92
G9527180	18.0	18	26	92
G9527200	20.0	20	32	104

Mill Dia. Tolerance(mm)	Shank Dia. Tolerance
0 ~ - 0.03	h5

◎ : Excellent ○ : Good

ISO	P											M			K					
Material Description	Non-alloy steel					Low alloy steel				High alloyed steel, and tool steel		Stainless steel			Grey cast iron		Nodular cast iron		Malleable cast iron	
VDI 3323	1	2	3	4	5	6	7	8	9	10	11	12	13	14	15	16	17	18	19	20
HRc		13	25	28	32	10	29	32	38	15	35	15	23	10	10	26	3	25		21
HB	125	190	250	270	300	180	275	300	350	200	325	200	240	180	180	260	160	250	130	230
Recommend	◎	◎	◎	◎	◎	◎	◎	◎	◎	◎	◎	○	○	○	○	○	○	○	○	○

ISO	N										S							H			
Material Description	Aluminum-wrought alloy		Aluminum-cast, alloyed			Copper and Copper Alloys (Bronze / Brass)			Non Metallic Materials		Heat Resistant Super Alloys					Titanium Alloys		Hardened steel		Chilled Cast Iron	Hardened Cast Iron
VDI 3323	21	22	23	24	25	26	27	28	29	30	31	32	33	34	35	36	37	38	39	40	41
HRc											15	30	25	38	34			55	60	42	55
HB	60	100	75	90	130	110	90	100			200	280	250	350	320	400 Rm	1050 Rm	550	630	400	550
Recommend	○	○	○	○	○	○	○	○	○		○	○	○	○	○	○	○			○	

CARBIDE
HSS
CBN END MILLS
i-Xmill END MILLS
i-SMART MODULAR END MILLS
X1-EH END MILLS
X5070 END MILLS
4G MILL END MILLS
X-POWER PRO END MILLS
TitaNox-POWER END MILLS
JET-POWER END MILLS
V7 PLUS END MILLS
ALU-POWER HPC END MILLS
D-POWER GRAPHITE END MILLS
CRX S END MILLS
K-2 END MILLS
ONLY ONE COATED PM60 END MILLS
TANK POWER END MILLS
GENERAL HSS END MILLS
MILLING CUTTERS

K-2 END MILLS

FLAT SHANK **G9445** SERIES

CARBIDE, 2 FLUTE LONG LENGTH

VOLLHARTMETALL, 2 SCHNEIDEN LANG
FRAISE CARBURE, 2 DENTS, LONGUE
2 TAGLIENTI, SERIE LUNGA

- ▶ Suitable for dry milling applications at high temperatures.
- ▶ Excellent high-performance end mills.
- ▶ 2 flute design for slotting.

- ▶ Für die Trockenbearbeitung.
- ▶ Hervorragendes Preis - Leistungsverhältnis.
- ▶ 2 Schneiden zum Nutenfräsen.

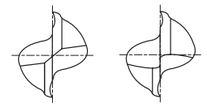

up to Ø2mm over Ø2mm

CARBIDE | DIN 6527 | 2 | ≈30° | DIN 6535HA | DIN 6535HB | TiAlN p.C619

Unit : mm

EDP No.	Mill Diameter	Shank Diameter	Length of Cut	Overall Length
G9445901	2.0	● 3	6	38
G9445028	2.8	6	7	57
G9445030	3.0	6	7	57
G9445035	3.5	6	7	57
G9445038	3.8	6	8	57
G9445040	4.0	6	8	57
G9445045	4.5	6	8	57
G9445048	4.8	6	10	57
G9445050	5.0	6	10	57
G9445957	5.75	6	10	57
G9445060	6.0	6	10	57
G9445967	6.75	8	13	63
G9445070	7.0	8	13	63
G9445977	7.75	8	16	63
G9445080	8.0	8	16	63
G9445087	8.7	10	16	72
G9445090	9.0	10	16	72
G9445097	9.7	10	19	72
G9445100	10.0	10	19	72
G9445117	11.7	12	22	83
G9445120	12.0	12	22	83
G9445140	14.0	14	22	83

● with plain shank

▶ NEXT PAGE

Mill Dia. Tolerance(mm)	Shank Dia. Tolerance
0 ~ - 0.03	h5

◎ : Excellent ○ : Good

ISO	P											M			K					
Material Description	Non-alloy steel					Low alloy steel				High alloyed steel, and tool steel		Stainless steel			Grey cast iron		Nodular cast iron		Malleable cast iron	
VDI 3323	1	2	3	4	5	6	7	8	9	10	11	12	13	14	15	16	17	18	19	20
HRc		13	25	28	32	10	29	32	38	15	35	15	23	10	10	26	3	25		21
HB	125	190	250	270	300	180	275	300	350	200	325	200	240	180	180	260	160	250	130	230
Recommend	◎	◎	◎	◎	◎	◎	◎	◎	◎	◎	◎	○	○	○	○	○	○	○	○	○

ISO	N										S							H			
Material Description	Aluminum-wrought alloy		Aluminum-cast, alloyed			Copper and Copper Alloys (Bronze / Brass)			Non Metallic Materials		Heat Resistant Super Alloys					Titanium Alloys		Hardened steel		Chilled Cast Iron	Hardened Cast Iron
VDI 3323	21	22	23	24	25	26	27	28	29	30	31	32	33	34	35	36	37	38	39	40	41
HRc											15	30	25	38	34			55	60	42	55
HB	60	100	75	90	130	110	90	100			200	280	250	350	320	400 Rm	1050 Rm	550	630	400	550
Recommend	○	○	○	○	○	○	○	○	○		○	○	○	○	○	○	○			○	

CARBIDE
HSS
CBN END MILLS
i-Xmill END MILLS
i-SMART MODULAR END MILLS
X1-EH END MILLS
X5070 END MILLS
4G MILL END MILLS
X-POWER PRO END MILLS
TitaNox-POWER END MILLS
JET-POWER END MILLS
V7 PLUS END MILLS
ALU-POWER HPC END MILLS
ALU-POWER END MILLS
D-POWER GRAPHITE END MILLS
CRX S END MILLS
K-2 END MILLS
ONLY ONE COATED PM60 END MILLS
TANK POWER END MILLS
GENERAL HSS END MILLS
MILLING CUTTERS

K-2 END MILLS

FLAT SHANK **G9445** SERIES

CARBIDE, 2 FLUTE LONG LENGTH

VOLLHARTMETALL, 2 SCHNEIDEN LANG
FRAISE CARBURE, 2 DENTS, LONGUE
2 TAGLIENTI, SERIE LUNGA

- ▶ Suitable for dry milling applications at high temperatures.
- ▶ Excellent high-performance end mills.
- ▶ 2 flute design for slotting.

- ▶ Für die Trockenbearbeitung.
- ▶ Hervorragendes Preis - Leistungsverhältnis.
- ▶ 2 Schneiden zum Nutenfräsen.

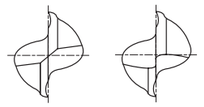

up to Ø2mm over Ø2mm

CARBIDE | DIN 6527 | 2 | ≈30° | DIN 6535HA | DIN 6535HB | TiAlN p.C619

Unit : mm

EDP No.	Mill Diameter	Shank Diameter	Length of Cut	Overall Length
G9445157	15.7	16	26	92
G9445160	16.0	16	26	92
G9445177	17.7	18	26	92
G9445180	18.0	18	26	92
G9445197	19.7	20	32	104
G9445200	20.0	20	32	104

Mill Dia. Tolerance(mm)	Shank Dia. Tolerance
0 ~ - 0.03	h5

◎ : Excellent ○ : Good

ISO	P											M			K					
Material Description	Non-alloy steel					Low alloy steel				High alloyed steel, and tool steel		Stainless steel			Grey cast iron		Nodular cast iron		Malleable cast iron	
VDI 3323	1	2	3	4	5	6	7	8	9	10	11	12	13	14	15	16	17	18	19	20
HRc		13	25	28	32	10	29	32	38	15	35	15	23	10	10	26	3	25		21
HB	125	190	250	270	300	180	275	300	350	200	325	200	240	180	180	260	160	250	130	230
Recommend	◎	◎	◎	◎	◎	◎	◎	◎	◎	◎	◎	○	○	○	○	○	○	○	○	○

ISO	N										S							H			
Material Description	Aluminum-wrought alloy		Aluminum-cast, alloyed			Copper and Copper Alloys (Bronze / Brass)			Non Metallic Materials		Heat Resistant Super Alloys					Titanium Alloys		Hardened steel		Chilled Cast Iron	Hardened Cast Iron
VDI 3323	21	22	23	24	25	26	27	28	29	30	31	32	33	34	35	36	37	38	39	40	41
HRc											15	30	25	38	34			55	60	42	55
HB	60	100	75	90	130	110	90	100			200	280	250	350	320	400 Rm	1050 Rm	550	630	400	550
Recommend	○	○	○	○	○	○	○	○	○		○	○	○	○	○	○	○			○	

K-2 END MILLS

FLAT SHANK **G9G45** SERIES

CARBIDE, 2 FLUTE LONG LENGTH WITH CHAMFER

VOLLHARTMETALL, 2 SCHNEIDEN LANG
FRAISE CARBURE, 2 DENTS, LONGUE
2 TAGLIENTI, SERIE LUNGA

- ▶ Suitable for dry milling applications at high temperatures.
- ▶ Excellent high-performance end mills.
- ▶ 2 flute design for slotting.

- ▶ Für die Trockenbearbeitung.
- ▶ Hervorragendes Preis - Leistungsverhältnis.
- ▶ 2 Schneiden zum Nutenfräsen.

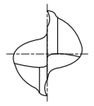

CARBIDE | DIN 6527 | 2 | ≈30° | DIN 6535HB | C x 45° | TiAlN p.C619

Unit : mm

EDP No.	Mill Diameter	Shank Diameter	Length of Cut	Overall Length	Chamfer
G9G45030	3.0	6	7	57	0.10
G9G45040	4.0	6	8	57	0.10
G9G45050	5.0	6	10	57	0.10
G9G45060	6.0	6	10	57	0.10
G9G45080	8.0	8	16	63	0.13
G9G45100	10.0	10	19	72	0.13
G9G45120	12.0	12	22	83	0.18
G9G45200	20.0	20	32	104	0.23

Mill Dia. Tolerance(mm)	Shank Dia. Tolerance
0 ~ - 0.03	h5

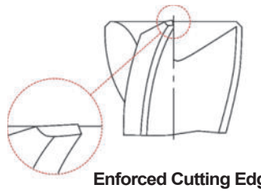

Enforced Cutting Edge

◎ : Excellent ○ : Good

ISO	P											M			K					
Material Description	Non-alloy steel					Low alloy steel				High alloyed steel, and tool steel		Stainless steel			Grey cast iron		Nodular cast iron		Malleable cast iron	
VDI 3323	1	2	3	4	5	6	7	8	9	10	11	12	13	14	15	16	17	18	19	20
HRc		13	25	28	32	10	29	32	38	15	35	15	23	10	10	26	3	25		21
HB	125	190	250	270	300	180	275	300	350	200	325	200	240	180	180	260	160	250	130	230
Recommend	◎	◎	◎	◎	◎	◎	◎	◎	◎	◎	◎	○	○	○	○	○	○	○	○	○

ISO	N										S							H			
Material Description	Aluminum-wrought alloy		Aluminum-cast, alloyed			Copper and Copper Alloys (Bronze / Brass)			Non Metallic Materials		Heat Resistant Super Alloys					Titanium Alloys		Hardened steel		Chilled Cast Iron	Hardened Cast Iron
VDI 3323	21	22	23	24	25	26	27	28	29	30	31	32	33	34	35	36	37	38	39	40	41
HRc											15	30	25	38	34			55	60	42	55
HB	60	100	75	90	130	110	90	100			200	280	250	350	320	400 Rm	1050 Rm	550	630	400	550
Recommend	○	○	○	○	○	○	○	○	○		○	○	○	○	○	○	○			○	

K-2 END MILLS

PLAIN SHANK **G9452** SERIES

CARBIDE, 2 FLUTE EXTRA LONG LENGTH

VOLLHARTMETALL, 2 SCHNEIDEN EXTRA LANG
FRAISE CARBURE, 2 DENTS, EXTRA-LONGUE
2 TAGLIENTI, SERIE EXTRA LUNGA

- ▶ Suitable for dry milling applications at high temperatures.
- ▶ Excellent high-performance end mills.
- ▶ 2 flute design for slotting.

- ▶ Für die Trockenbearbeitung.
- ▶ Hervorragendes Preis - Leistungsverhältnis.
- ▶ 2 Schneiden zum Nutenfräsen.

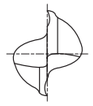

CARBIDE | 2 | 30° | DIN 6535HA | TiAlN p.C619

Unit : mm

EDP No.	Mill Diameter	Shank Diameter	Length of Cut	Overall Length
G9452903	3.0	3	20	60
G9452030	3.0	3	30	75
G9452904	4.0	4	20	60
G9452040	4.0	4	30	75
G9452905	5.0	5	25	75
G9452050	5.0	5	40	100
G9452060	6.0	6	50	150
G9452908	8.0	8	30	75
G9452910	10.0	10	40	100
G9452100	10.0	10	60	150
G9452912	12.0	12	45	100
G9452120	12.0	12	75	150
G9452914	14.0	14	45	100
G9452140	14.0	14	65	150
G9452916	16.0	16	45	100
G9452160	16.0	16	65	150
G9452920	20.0	20	45	100
G9452200	20.0	20	65	150

Mill Dia. Tolerance(mm)	Shank Dia. Tolerance
0 ~ - 0.03	h5

◎ : Excellent ○ : Good

ISO	P											M			K					
Material Description	Non-alloy steel					Low alloy steel				High alloyed steel, and tool steel		Stainless steel			Grey cast iron		Nodular cast iron		Malleable cast iron	
VDI 3323	1	2	3	4	5	6	7	8	9	10	11	12	13	14	15	16	17	18	19	20
HRc		13	25	28	32	10	29	32	38	15	35	15	23	10	10	26	3	25		21
HB	125	190	250	270	300	180	275	300	350	200	325	200	240	180	180	260	160	250	130	230
Recommend	◎	◎	◎	◎	◎	◎	◎	◎	◎	◎	◎	○	○	○	○	○	○	○	○	○

ISO	N										S							H			
Material Description	Aluminum-wrought alloy		Aluminum-cast, alloyed			Copper and Copper Alloys (Bronze / Brass)			Non Metallic Materials		Heat Resistant Super Alloys					Titanium Alloys		Hardened steel		Chilled Cast Iron	Hardened Cast Iron
VDI 3323	21	22	23	24	25	26	27	28	29	30	31	32	33	34	35	36	37	38	39	40	41
HRc											15	30	25	38	34			55	60	42	55
HB	60	100	75	90	130	110	90	100			200	280	250	350	320	400 Rm	1050 Rm	550	630	400	550
Recommend	○	○	○	○	○	○	○	○	○		○	○	○	○	○	○	○			○	

CARBIDE
HSS
CBN END MILLS
i-Xmill END MILLS
i-SMART MODULAR END MILLS
X1-EH END MILLS
X5070 END MILLS
4G MILL END MILLS
X-POWER PRO END MILLS
TitaNox-POWER END MILLS
JET-POWER END MILLS
V7 PLUS END MILLS
ALU-POWER HPC END MILLS
D-POWER GRAPHITE END MILLS
CRX S END MILLS
K-2 END MILLS
ONLY ONE COATED PM60 END MILLS
TANK POWER END MILLS
GENERAL HSS END MILLS
MILLING CUTTERS

K-2 END MILLS

PLAIN SHANK **G9B80** SERIES

CARBIDE, 2 FLUTE RIB PROCESSING

VOLLHARTMETALL, 2 SCHNEIDEN SCHMALE RIPPEN
FRAISE CARBURE, 2 DENTS POUR USINAGE DE RAINURE
2 TAGLIENTI, SCARICATA PER NERVATURE

- ▶ Suitable for dry milling applications at high temperatures.
- ▶ Excellent high-performance end mills.
- ▶ 2 flute design for slotting.

- ▶ Für die Trockenbearbeitung.
- ▶ Hervorragendes Preis - Leistungsverhältnis.
- ▶ 2 Schneiden zum Nutenfräsen.

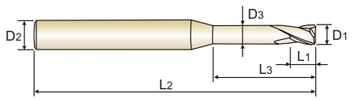

CARBIDE | 2 | 30° | DIN 6535HA | TiAlN p.C620~C621

Unit : mm

EDP No.	Mill Diameter D1	Shank Diameter D2	Length of Cut L1	Length Below Shank L3	Overall Length D3	Neck Diameter D3
G9B80004	0.4	4	0.7	2	50	0.37
G9B80901	0.4	4	0.7	4	50	0.37
G9B80005	0.5	4	0.75	2	50	0.45
G9B80902	0.5	4	0.75	4	50	0.45
G9B80903	0.5	4	0.75	6	50	0.45
G9B80006	0.6	4	0.9	2	50	0.55
G9B80904	0.6	4	0.9	4	50	0.55
G9B80905	0.6	4	0.9	6	50	0.55
G9B80007	0.7	4	1.1	4	50	0.65
G9B80906	0.7	4	1.1	6	50	0.65
G9B80008	0.8	4	1.2	4	50	0.75
G9B80907	0.8	4	1.2	6	50	0.75
G9B80908	0.8	4	1.2	8	50	0.75
G9B80009	0.9	4	1.4	6	50	0.85
G9B80910	0.9	4	1.4	10	50	0.85
G9B80010	1.0	4	1.5	6	50	0.95
G9B80911	1.0	4	1.5	8	50	0.95
G9B80912	1.0	4	1.5	10	50	0.95
G9B80913	1.0	4	1.5	12	50	0.95
G9B80012	1.2	4	1.8	6	50	1.15
G9B80914	1.2	4	1.8	8	50	1.15
G9B80915	1.2	4	1.8	10	50	1.15
G9B80916	1.2	4	1.8	12	50	1.15

▶ NEXT PAGE

Mill Dia. Tolerance(mm)	Shank Dia. Tolerance
0 ~ - 0.03	h5

◎ : Excellent ○ : Good

ISO	P											M			K					
Material Description	Non-alloy steel					Low alloy steel				High alloyed steel, and tool steel		Stainless steel			Grey cast iron		Nodular cast iron		Malleable cast iron	
VDI 3323	1	2	3	4	5	6	7	8	9	10	11	12	13	14	15	16	17	18	19	20
HRc		13	25	28	32	10	29	32	38	15	35	15	23	10	10	26	3	25		21
HB	125	190	250	270	300	180	275	300	350	200	325	200	240	180	180	260	160	250	130	230
Recommend	◎	◎	◎	◎	◎	◎	◎	◎	◎	◎	◎	○	○	○	○	○	○	○	○	○

ISO	N										S							H			
Material Description	Aluminum-wrought alloy		Aluminum-cast, alloyed			Copper and Copper Alloys (Bronze / Brass)			Non Metallic Materials		Heat Resistant Super Alloys					Titanium Alloys		Hardened steel		Chilled Cast Iron	Hardened Cast Iron
VDI 3323	21	22	23	24	25	26	27	28	29	30	31	32	33	34	35	36	37	38	39	40	41
HRc											15	30	25	38	34			55	60	42	55
HB	60	100	75	90	130	110	90	100			200	280	250	350	320	400 Rm	1050 Rm	550	630	400	550
Recommend	○	○	○	○	○	○	○	○													

CARBIDE
HSS
CBN END MILLS
i-Xmill END MILLS
i-SMART MODULAR END MILLS
X1-EH END MILLS
X5070 END MILLS
4G MILL END MILLS
X-POWER PRO END MILLS
TitaNox-POWER END MILLS
JET-POWER END MILLS
V7 PLUS END MILLS
ALU-POWER HPC END MILLS
D-POWER GRAPHITE END MILLS
CRX S END MILLS
K-2 END MILLS
ONLY ONE COATED PM60 END MILLS
TANK POWER END MILLS
GENERAL HSS END MILLS
MILLING CUTTERS

K-2 END MILLS

PLAIN SHANK **G9B80** SERIES

CARBIDE, 2 FLUTE RIB PROCESSING

VOLLHARTMETALL, 2 SCHNEIDEN SCHMALE RIPPEN
FRAISE CARBURE, 2 DENTS POUR USINAGE DE RAINURE
2 TAGLIENTI, SCARICATA PER NERVATURE

- ▶ Suitable for dry milling applications at high temperatures.
- ▶ Excellent high-performance end mills.
- ▶ 2 flute design for slotting.

- ▶ Für die Trockenbearbeitung.
- ▶ Hervorragendes Preis - Leistungsverhältnis.
- ▶ 2 Schneiden zum Nutenfräsen.

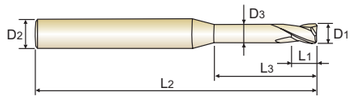

CARBIDE | 2 | 30° | DIN 6535HA | TiAlN p.C620~C621

Unit : mm

EDP No.	Mill Diameter D1	Shank Diameter D2	Length of Cut L1	Length Below Shank L3	Overall Length D3	Neck Diameter D3
G9B80015	1.5	4	2.3	6	50	1.45
G9B80917	1.5	4	2.3	8	50	1.45
G9B80918	1.5	4	2.3	10	50	1.45
G9B80919	1.5	4	2.3	12	50	1.45
G9B80920	1.5	4	2.3	14	50	1.45
G9B80921	1.5	4	2.3	16	50	1.45
G9B80922	1.5	4	2.3	18	50	1.45
G9B80923	1.5	4	2.3	20	50	1.45
G9B80020	2.0	4	3	6	50	1.95
G9B80924	2.0	4	3	8	50	1.95
G9B80925	2.0	4	3	10	50	1.95
G9B80926	2.0	4	3	12	50	1.95
G9B80927	2.0	4	3	14	50	1.95
G9B80928	2.0	4	3	16	50	1.95
G9B80929	2.0	4	3	18	50	1.95
G9B80930	2.0	4	3	20	50	1.95
G9B80931	2.5	4	3.7	12	50	2.40
G9B80932	2.5	4	3.7	16	50	2.40
G9B80933	2.5	4	3.7	20	50	2.40

▶ NEXT PAGE

Mill Dia. Tolerance(mm)	Shank Dia. Tolerance
0 ~ - 0.03	h5

◎ : Excellent ○ : Good

ISO	P											M			K					
Material Description	Non-alloy steel					Low alloy steel				High alloyed steel, and tool steel		Stainless steel			Grey cast iron		Nodular cast iron		Malleable cast iron	
VDI 3323	1	2	3	4	5	6	7	8	9	10	11	12	13	14	15	16	17	18	19	20
HRc		13	25	28	32	10	29	32	38	15	35	15	23	10	10	26	3	25		21
HB	125	190	250	270	300	180	275	300	350	200	325	200	240	180	180	260	160	250	130	230
Recommend	◎	◎	◎	◎	◎	◎	◎	◎	◎	◎	◎	○	○	○	○	○	○	○	○	○

ISO	N										S							H			
Material Description	Aluminum-wrought alloy		Aluminum-cast, alloyed			Copper and Copper Alloys (Bronze / Brass)			Non Metallic Materials		Heat Resistant Super Alloys					Titanium Alloys		Hardened steel		Chilled Cast Iron	Hardened Cast Iron
VDI 3323	21	22	23	24	25	26	27	28	29	30	31	32	33	34	35	36	37	38	39	40	41
HRc											15	30	25	38	34			55	60	42	55
HB	60	100	75	90	130	110	90	100			200	280	250	350	320	400 Rm	1050 Rm	550	630	400	550
Recommend	○	○	○	○	○	○	○	○													

K-2 END MILLS

PLAIN SHANK **G9B80** SERIES

CARBIDE, 2 FLUTE RIB PROCESSING

VOLLHARTMETALL, 2 SCHNEIDEN SCHMALE RIPPEN
FRAISE CARBURE, 2 DENTS POUR USINAGE DE RAINURE
2 TAGLIENTI, SCARICATA PER NERVATURE

- ▶ Suitable for dry milling applications at high temperatures.
- ▶ Excellent high-performance end mills.
- ▶ 2 flute design for slotting.

- ▶ Für die Trockenbearbeitung.
- ▶ Hervorragendes Preis - Leistungsverhältnis.
- ▶ 2 Schneiden zum Nutenfräsen.

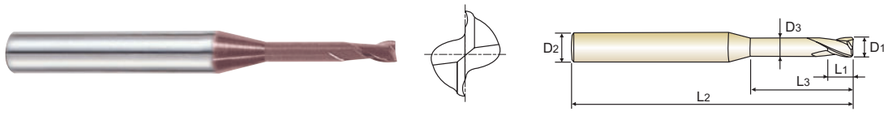

CARBIDE | 2 | 30° | DIN 6535HA | TiAlN p.C620~C621

Unit : mm

EDP No.	Mill Diameter	Shank Diameter	Length of Cut	Length Below Shank	Overall Length	Neck Diameter
	D_1	D_2	L_1	L_3	D_3	D_3
G9B80030	3.0	6	4.5	8	50	2.85
G9B80934	3.0	6	4.5	12	50	2.85
G9B80935	3.0	6	4.5	16	60	2.85
G9B80936	3.0	6	4.5	20	60	2.85
G9B80937	3.0	6	4.5	25	75	2.85
G9B80040	4.0	6	6	12	50	3.85
G9B80938	4.0	6	6	16	60	3.85
G9B80940	4.0	6	6	25	75	3.85
G9B80941	4.0	6	6	30	75	3.85

Mill Dia. Tolerance(mm)	Shank Dia. Tolerance
0 ~ - 0.03	h5

◎ : Excellent ○ : Good

ISO	P											M			K					
Material Description	Non-alloy steel					Low alloy steel				High alloyed steel, and tool steel		Stainless steel			Grey cast iron		Nodular cast iron		Malleable cast iron	
VDI 3323	1	2	3	4	5	6	7	8	9	10	11	12	13	14	15	16	17	18	19	20
HRc		13	25	28	32	10	29	32	38	15	35	15	23	10	10	26	3	25		21
HB	125	190	250	270	300	180	275	300	350	200	325	200	240	180	180	260	160	250	130	230
Recommend	◎	◎	◎	◎	◎	◎	◎	◎	◎	◎	◎	○	○	○	○	○	○	○	○	○

ISO	N										S							H			
Material Description	Aluminum-wrought alloy		Aluminum-cast, alloyed			Copper and Copper Alloys (Bronze / Brass)			Non Metallic Materials		Heat Resistant Super Alloys					Titanium Alloys		Hardened steel		Chilled Cast Iron	Hardened Cast Iron
VDI 3323	21	22	23	24	25	26	27	28	29	30	31	32	33	34	35	36	37	38	39	40	41
HRc											15	30	25	38	34			55	60	42	55
HB	60	100	75	90	130	110	90	100			200	280	250	350	320	400 Rm	1050 Rm	550	630	400	550
Recommend	○	○	○	○	○	○	○	○													

K-2 END MILLS

FLAT SHANK **G9410** SERIES
PLAIN SHANK **G9553** SERIES

CARBIDE, 3 FLUTE SHORT LENGTH THROW AWAY

VOLLHARTMETALL, 3 SCHNEIDEN KURZ EINWEGFRÄSER
FRAISE CARBURE, 3 DENTS, À JETER, COURTE
3 TAGLIENTI, SERIE EXTRA CORTA

- ▶ Suitable for dry milling applications at high temperatures.
- ▶ Excellent high-performance end mills.
- ▶ 3 flute design possesses the advantage of 2 flute and 4 flute end mill.

- ▶ Für die Trockenbearbeitung.
- ▶ Hervorragendes Preis - Leistungsverhältnis.
- ▶ 3 Schneiden verbinden die Vorteile von 2 - und 4 - schneidigen Schaftfräsern.

CARBIDE | 3 | 30° | PLAIN | FLAT | TiAlN p.C622~C623

Unit : mm

EDP No. PLAIN	EDP No. FLAT	Mill Diameter	Shank Diameter	Length of Cut	Overall Length
G9553005	-	0.5	3	1.5	38
G9553006	-	0.6	3	1.5	38
G9553008	-	0.8	3	2	38
G9553010	-	1.0	3	2	38
G9553012	-	1.2	3	2	38
G9553015	-	1.5	3	2	38
G9553018	-	1.8	3	2	38
-	G9410020	2.0	6	4	35
-	G9410025	2.5	6	5	36
-	G9410030	3.0	6	5	36
-	G9410035	3.5	6	6	37
-	G9410040	4.0	6	7	38
-	G9410045	4.5	6	8	38
-	G9410050	5.0	6	8	39
-	G9410055	5.5	6	8	39
-	-	5.75	6	8	39
-	G9410060	6.0	6	8	39
-	G9410070	7.0	8	10	42
-	G9410977	7.75	8	10	42
-	G9410080	8.0	8	11	43
-	G9410087	8.7	10	11	48
-	G9410090	9.0	10	11	48
-	G9410097	9.7	10	11	48

▶ NEXT PAGE

Mill Dia. Tolerance(mm)	Shank Dia. Tolerance
0 ~ - 0.03	h5

◎ : Excellent ○ : Good

ISO	P											M			K					
Material Description	Non-alloy steel					Low alloy steel				High alloyed steel, and tool steel		Stainless steel			Grey cast iron		Nodular cast iron		Malleable cast iron	
VDI 3323	1	2	3	4	5	6	7	8	9	10	11	12	13	14	15	16	17	18	19	20
HRc		13	25	28	32	10	29	32	38	15	35	15	23	10	10	26	3	25		21
HB	125	190	250	270	300	180	275	300	350	200	325	200	240	180	180	260	160	250	130	230
Recommend	◎	◎	◎	◎	◎	◎	◎	◎	◎	◎	◎	○	○	○	○	○	○	○	○	○

ISO	N										S							H			
Material Description	Aluminum-wrought alloy		Aluminum-cast, alloyed			Copper and Copper Alloys (Bronze / Brass)			Non Metallic Materials		Heat Resistant Super Alloys					Titanium Alloys		Hardened steel		Chilled Cast Iron	Hardened Cast Iron
VDI 3323	21	22	23	24	25	26	27	28	29	30	31	32	33	34	35	36	37	38	39	40	41
HRc											15	30	25	38	34			55	60	42	55
HB	60	100	75	90	130	110	90	100			200	280	250	350	320	400 Rm	1050 Rm	550	630	400	550
Recommend	○	○	○	○	○	○	○	○	○		○	○	○	○	○	○	○			○	

K-2 END MILLS

FLAT SHANK **G9410** SERIES
PLAIN SHANK **G9553** SERIES

CARBIDE, 3 FLUTE SHORT LENGTH THROW AWAY

VOLLHARTMETALL, 3 SCHNEIDEN KURZ EINWEGFRÄSER
FRAISE CARBURE, 3 DENTS, À JETER, COURTE
3 TAGLIENTI, SERIE EXTRA CORTA

- ▶ Suitable for dry milling applications at high temperatures.
- ▶ Excellent high-performance end mills.
- ▶ 3 flute design possesses the advantage of 2 flute and 4 flute end mill.

- ▶ Für die Trockenbearbeitung.
- ▶ Hervorragendes Preis - Leistungsverhältnis.
- ▶ 3 Schneiden verbinden die Vorteile von 2 - und 4 - schneidigen Schaftfräsern.

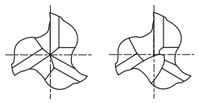

under Ø2mm from Ø2mm

CARBIDE | 3 | 30° | PLAIN | FLAT | TiAlN p.C622~C623

Unit : mm

EDP No. PLAIN	EDP No. FLAT	Mill Diameter	Shank Diameter	Length of Cut	Overall Length
-	G9410100	10.0	10	13	50
-	G9410120	12.0	12	15	55
-	G9410140	14.0	14	15	58
-	G9410160	16.0	16	18	62
-	G9410180	18.0	18	20	70
-	G9410200	20.0	20	22	75

Mill Dia. Tolerance(mm)	Shank Dia. Tolerance
0 ~ - 0.03	h5

◎ : Excellent ○ : Good

ISO	P											M			K					
Material Description	Non-alloy steel					Low alloy steel				High alloyed steel, and tool steel		Stainless steel			Grey cast iron		Nodular cast iron		Malleable cast iron	
VDI 3323	1	2	3	4	5	6	7	8	9	10	11	12	13	14	15	16	17	18	19	20
HRc		13	25	28	32	10	29	32	38	15	35	15	23	10	10	26	3	25		21
HB	125	190	250	270	300	180	275	300	350	200	325	200	240	180	180	260	160	250	130	230
Recommend	◎	◎	◎	◎	◎	◎	◎	◎	◎	◎	◎	○	○	○	○	○	○	○	○	○

ISO	N										S							H			
Material Description	Aluminum-wrought alloy		Aluminum-cast, alloyed			Copper and Copper Alloys (Bronze / Brass)			Non Metallic Materials		Heat Resistant Super Alloys					Titanium Alloys		Hardened steel		Chilled Cast Iron	Hardened Cast Iron
VDI 3323	21	22	23	24	25	26	27	28	29	30	31	32	33	34	35	36	37	38	39	40	41
HRc											15	30	25	38	34			55	60	42	55
HB	60	100	75	90	130	110	90	100			200	280	250	350	320	400 Rm	1050 Rm	550	630	400	550
Recommend	○	○	○	○	○	○	○	○	○		○	○	○	○	○	○	○			○	

K-2 END MILLS

FLAT SHANK **G9G46** SERIES

CARBIDE, 3 FLUTE SHORT LENGTH THROW AWAY WITH CHAMFER

VOLLHARTMETALL, 3 SCHNEIDEN KURZ EINWEGFRÄSER
FRAISE CARBURE, 3 DENTS, À JETER, COURTE
3 TAGLIENTI, SERIE EXTRA CORTA

- ▶ Suitable for dry milling applications at high temperatures.
- ▶ Excellent high-performance end mills.
- ▶ 3 flute design possesses the advantage of 2 flute and 4 flute end mill.

- ▶ Für die Trockenbearbeitung.
- ▶ Hervorragendes Preis - Leistungsverhältnis.
- ▶ 3 Schneiden verbinden die Vorteile von 2 - und 4 - schneidigen Schaftfräsern.

CARBIDE | 3 | 30° | FLAT | C x 45° | TiAlN p.C622~C623

Unit : mm

EDP No.	Mill Diameter	Shank Diameter	Length of Cut	Overall Length	Chamfer
G9G46030	3.0	6	5	36	0.1
G9G46040	4.0	6	7	38	0.1
G9G46060	6.0	6	8	39	0.1
G9G46100	10.0	10	13	50	0.13
G9G46120	12.0	12	15	55	0.18
G9G46140	14.0	14	15	58	0.18
G9G46160	16.0	16	18	62	0.18
G9G46200	20.0	20	22	75	0.23

Mill Dia. Tolerance(mm)	Shank Dia. Tolerance
0 ~ - 0.03	h5

◎ : Excellent ○ : Good

ISO	P											M			K					
Material Description	Non-alloy steel					Low alloy steel				High alloyed steel, and tool steel		Stainless steel			Grey cast iron		Nodular cast iron		Malleable cast iron	
VDI 3323	1	2	3	4	5	6	7	8	9	10	11	12	13	14	15	16	17	18	19	20
HRc		13	25	28	32	10	29	32	38	15	35	15	23	10	10	26	3	25		21
HB	125	190	250	270	300	180	275	300	350	200	325	200	240	180	180	260	160	250	130	230
Recommend	◎	◎	◎	◎	◎	◎	◎	◎	◎	◎	◎	○	○	○	○	○	○	○	○	○

ISO	N										S							H			
Material Description	Aluminum-wrought alloy		Aluminum-cast, alloyed			Copper and Copper Alloys (Bronze / Brass)			Non Metallic Materials		Heat Resistant Super Alloys					Titanium Alloys		Hardened steel		Chilled Cast Iron	Hardened Cast Iron
VDI 3323	21	22	23	24	25	26	27	28	29	30	31	32	33	34	35	36	37	38	39	40	41
HRc											15	30	25	38	34			55	60	42	55
HB	60	100	75	90	130	110	90	100			200	280	250	350	320	400 Rm	1050 Rm	550	630	400	550
Recommend	○	○	○	○	○	○	○	○	○		○	○	○	○	○	○	○			○	

CARBIDE
HSS
CBN END MILLS
i-Xmill END MILLS
i-SMART MODULAR END MILLS
X1-EH END MILLS
X5070 END MILLS
4G MILL END MILLS
X-POWER PRO END MILLS
TitaNox-POWER END MILLS
JET-POWER END MILLS
V7 PLUS END MILLS
ALU-POWER HPC END MILLS
D-POWER GRAPHITE END MILLS
CRX S END MILLS
K-2 END MILLS
ONLY ONE COATED PM60 END MILLS
TANK POWER END MILLS
GENERAL HSS END MILLS
MILLING CUTTERS

K-2 END MILLS

PLAIN SHANK **G9425** SERIES

CARBIDE, 3 FLUTE SHORT LENGTH

VOLLHARTMETALL, 3 SCHNEIDEN KURZ
FRAISE CARBURE, 3 DENTS, COURTE
3 TAGLIENTI, SERIE CORTA

- ▶ Suitable for dry milling applications at high temperatures.
- ▶ Excellent high-performance end mills.
- ▶ 3 flute design possesses the advantage of 2 flute and 4 flute end mill.

- ▶ Für die Trockenbearbeitung.
- ▶ Hervorragendes Preis - Leistungsverhältnis.
- ▶ 3 Schneiden verbinden die Vorteile von 2 - und 4 - schneidigen Schaftfräsern.

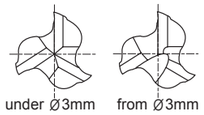

CARBIDE | 3 | 30° | DIN 6535HA | TiAlN | p.C622~C623

Unit : mm

EDP No.	Mill Diameter	Shank Diameter	Length of Cut	Overall Length
G9425010	1.0	4	3	40
G9425015	1.5	4	4.5	40
G9425020	2.0	2	8	32
G9425025	2.5	2.5	8	32
G9425030	3.0	3	12	32
G9425035	3.5	3.5	12	32
G9425040	4.0	4	12	40
G9425045	4.5	4.5	14	50
G9425050	5.0	5	14	50
G9425055	5.5	5.5	16	50
G9425060	6.0	6	16	50
G9425070	7.0	7	20	60
G9425080	8.0	8	20	60
G9425090	9.0	9	20	60
G9425100	10.0	10	22	70
G9425120	12.0	12	22	70
G9425140	14.0	14	25	75
G9425160	16.0	16	25	75
G9425200	20.0	20	32	100

Mill Dia. Tolerance(mm)	Shank Dia. Tolerance
0 ~ - 0.03	h5

◎ : Excellent ○ : Good

ISO	P											M			K					
Material Description	Non-alloy steel					Low alloy steel				High alloyed steel, and tool steel		Stainless steel			Grey cast iron		Nodular cast iron		Malleable cast iron	
VDI 3323	1	2	3	4	5	6	7	8	9	10	11	12	13	14	15	16	17	18	19	20
HRc		13	25	28	32	10	29	32	38	15	35	15	23	10	10	26	3	25		21
HB	125	190	250	270	300	180	275	300	350	200	325	200	240	180	180	260	160	250	130	230
Recommend	◎	◎	◎	◎	◎	◎	◎	◎	◎	◎	◎	○	○	○	○	○	○	○	○	○

ISO	N										S							H			
Material Description	Aluminum-wrought alloy		Aluminum-cast, alloyed			Copper and Copper Alloys (Bronze / Brass)			Non Metallic Materials		Heat Resistant Super Alloys					Titanium Alloys		Hardened steel		Chilled Cast Iron	Hardened Cast Iron
VDI 3323	21	22	23	24	25	26	27	28	29	30	31	32	33	34	35	36	37	38	39	40	41
HRc											15	30	25	38	34			55	60	42	55
HB	60	100	75	90	130	110	90	100			200	280	250	350	320	400 Rm	1050 Rm	550	630	400	550
Recommend	○	○	○	○	○	○	○	○	○		○	○	○	○	○	○	○			○	

K-2 END MILLS

PLAIN SHANK **G9G47** SERIES

CARBIDE, 3 FLUTE SHORT LENGTH WITH CHAMFER

VOLLHARTMETALL, 3 SCHNEIDEN KURZ
FRAISE CARBURE, 3 DENTS, COURTE
3 TAGLIENTI, SERIE CORTA

- ▶ Suitable for dry milling applications at high temperatures.
- ▶ Excellent high-performance end mills.
- ▶ 3 flute design possesses the advantage of 2 flute and 4 flute end mill.

- ▶ Für die Trockenbearbeitung.
- ▶ Hervorragendes Preis - Leistungsverhältnis.
- ▶ 3 Schneiden verbinden die Vorteile von 2 - und 4 - schneidigen Schaftfräsern.

CARBIDE | 3 | 30° | DIN 6535HA | C x 45° | TiAlN | p.C622~C623

Unit : mm

EDP No.	Mill Diameter	Shank Diameter	Length of Cut	Overall Length	Chamfer
G9G47030	3.0	3	12	32	0.1
G9G47040	4.0	4	12	40	0.1
G9G47050	5.0	5	14	50	0.1
G9G47060	6.0	6	16	50	0.1
G9G47080	8.0	8	20	60	0.13
G9G47100	10.0	10	22	70	0.13
G9G47120	12.0	12	22	70	0.18
G9G47160	16.0	16	25	75	0.18
G9G47200	20.0	20	32	100	0.23

Mill Dia. Tolerance(mm)	Shank Dia. Tolerance
0 ~ - 0.03	h5

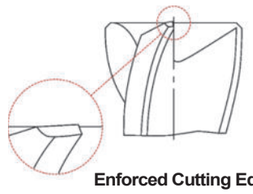

Enforced Cutting Edge

◎ : Excellent ○ : Good

ISO	P											M			K					
Material Description	Non-alloy steel					Low alloy steel				High alloyed steel, and tool steel		Stainless steel			Grey cast iron		Nodular cast iron		Malleable cast iron	
VDI 3323	1	2	3	4	5	6	7	8	9	10	11	12	13	14	15	16	17	18	19	20
HRc		13	25	28	32	10	29	32	38	15	35	15	23	10	10	26	3	25		21
HB	125	190	250	270	300	180	275	300	350	200	325	200	240	180	180	260	160	250	130	230
Recommend	◎	◎	◎	◎	◎	◎	◎	◎	◎	◎	◎	○	○	○	○	○	○	○	○	○

ISO	N										S							H			
Material Description	Aluminum-wrought alloy		Aluminum-cast, alloyed			Copper and Copper Alloys (Bronze / Brass)			Non Metallic Materials		Heat Resistant Super Alloys					Titanium Alloys		Hardened steel		Chilled Cast Iron	Hardened Cast Iron
VDI 3323	21	22	23	24	25	26	27	28	29	30	31	32	33	34	35	36	37	38	39	40	41
HRc											15	30	25	38	34			55	60	42	55
HB	60	100	75	90	130	110	90	100			200	280	250	350	320	400 Rm	1050 Rm	550	630	400	550
Recommend	○	○	○	○	○	○	○	○	○		○	○	○	○	○	○	○			○	

CARBIDE
HSS
CBN END MILLS
i-Xmill END MILLS
i-SMART MODULAR END MILLS
X1-EH END MILLS
X5070 END MILLS
4G MILL END MILLS
X-POWER PRO END MILLS
TitaNox-POWER END MILLS
JET-POWER END MILLS
V7 PLUS END MILLS
ALU-POWER HPC END MILLS
D-POWER GRAPHITE END MILLS
CRX S END MILLS
K-2 END MILLS
ONLY ONE COATED PM60 END MILLS
TANK POWER END MILLS
GENERAL HSS END MILLS
MILLING CUTTERS

K-2 END MILLS

FLAT SHANK **G9439** SERIES

CARBIDE, 3 FLUTE SHORT LENGTH

VOLLHARTMETALL, 3 SCHNEIDEN KURZ
FRAISE CARBURE, 3 DENTS, COURTE
3 TAGLIENTI, SERIE CORTA

- ▶ Suitable for dry milling applications at high temperatures.
- ▶ Excellent high-performance end mills.
- ▶ 3 flute design possesses the advantage of 2 flute and 4 flute end mill.

- ▶ Für die Trockenbearbeitung.
- ▶ Hervorragendes Preis - Leistungsverhältnis.
- ▶ 3 Schneiden verbinden die Vorteile von 2 - und 4 - schneidigen Schaftfräsern.

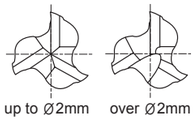

up to Ø2mm over Ø2mm

CARBIDE | DIN 6527 | 3 | ≈30° | DIN 6535HB | TiAlN p.C622~C623

Unit : mm

EDP No.	Mill Diameter	Shank Diameter	Length of Cut	Overall Length
G9439020	2.0	6	3	50
G9439030	3.0	6	4	50
G9439035	3.5	6	4	50
G9439040	4.0	6	5	54
G9439045	4.5	6	5	54
G9439050	5.0	6	6	54
G9439060	6.0	6	7	54
G9439070	7.0	8	8	58
G9439080	8.0	8	9	58
G9439090	9.0	10	10	66
G9439100	10.0	10	11	66
G9439120	12.0	12	12	73
G9439140	14.0	14	14	75
G9439160	16.0	16	16	82
G9439180	18.0	18	18	84
G9439200	20.0	20	20	92

Mill Dia. Tolerance(mm)	Shank Dia. Tolerance
0 ~ - 0.03	h5

◎ : Excellent ○ : Good

ISO	P											M			K					
Material Description	Non-alloy steel					Low alloy steel				High alloyed steel, and tool steel		Stainless steel			Grey cast iron		Nodular cast iron		Malleable cast iron	
VDI 3323	1	2	3	4	5	6	7	8	9	10	11	12	13	14	15	16	17	18	19	20
HRc		13	25	28	32	10	29	32	38	15	35	15	23	10	10	26	3	25		21
HB	125	190	250	270	300	180	275	300	350	200	325	200	240	180	180	260	160	250	130	230
Recommend	◎	◎	◎	◎	◎	◎	◎	◎	◎	◎	◎	○	○	○	○	○	○	○	○	○

ISO	N										S							H			
Material Description	Aluminum-wrought alloy		Aluminum-cast, alloyed			Copper and Copper Alloys (Bronze / Brass)			Non Metallic Materials		Heat Resistant Super Alloys					Titanium Alloys		Hardened steel		Chilled Cast Iron	Hardened Cast Iron
VDI 3323	21	22	23	24	25	26	27	28	29	30	31	32	33	34	35	36	37	38	39	40	41
HRc											15	30	25	38	34			55	60	42	55
HB	60	100	75	90	130	110	90	100			200	280	250	350	320	400 Rm	1050 Rm	550	630	400	550
Recommend	○	○	○	○	○	○	○	○	○		○	○	○	○	○	○	○			○	

K-2 END MILLS

PLAIN SHANK **G9528** SERIES

CARBIDE, 3 FLUTE LONG LENGTH

VOLLHARTMETALL, 3 SCHNEIDEN LANG
FRAISE CARBURE, 3 DENTS, LONGUE
3 TAGLIENTI, SERIE LUNGA

- ▶ Suitable for dry milling applications at high temperatures.
- ▶ Excellent high-performance end mills.
- ▶ 3 flute design possesses the advantage of 2 flute and 4 flute end mill.

- ▶ Für die Trockenbearbeitung.
- ▶ Hervorragendes Preis - Leistungsverhältnis.
- ▶ 3 Schneiden verbinden die Vorteile von 2 - und 4 - schneidigen Schaftfräsern.

CARBIDE | DIN 6528 | 3 | ≈30° | DIN 6535HA | TiAlN p.C622~C623

Unit : mm

EDP No.	Mill Diameter	Shank Diameter	Length of Cut	Overall Length
G9528035	3.5	3.5	7	50
G9528040	4.0	4	8	50
G9528045	4.5	4.5	8	50
G9528050	5.0	5	10	50
G9528055	5.5	5.5	10	57
G9528060	6.0	6	10	57
G9528065	6.5	6.5	13	60
G9528070	7.0	7	13	60
G9528075	7.5	7.5	16	63
G9528080	8.0	8	16	63
G9528085	8.5	8.5	16	67
G9528090	9.0	9	16	67
G9528095	9.5	9.5	19	72
G9528100	10.0	10	19	72
G9528110	11.0	11	22	83
G9528120	12.0	12	22	83
G9528130	13.0	13	22	83
G9528140	14.0	14	22	83
G9528150	15.0	15	26	92
G9528160	16.0	16	26	92
G9528180	18.0	18	26	92
G9528200	20.0	20	32	104

Mill Dia. Tolerance(mm)	Shank Dia. Tolerance
0 ~ - 0.03	h5

◎ : Excellent ○ : Good

ISO	P											M			K					
Material Description	Non-alloy steel					Low alloy steel				High alloyed steel, and tool steel		Stainless steel			Grey cast iron		Nodular cast iron		Malleable cast iron	
VDI 3323	1	2	3	4	5	6	7	8	9	10	11	12	13	14	15	16	17	18	19	20
HRc		13	25	28	32	10	29	32	38	15	35	15	23	10	10	26	3	25		21
HB	125	190	250	270	300	180	275	300	350	200	325	200	240	180	180	260	160	250	130	230
Recommend	◎	◎	◎	◎	◎	◎	◎	◎	◎	◎	◎	○	○	○	○	○	○	○	○	○

ISO	N										S							H			
Material Description	Aluminum-wrought alloy		Aluminum-cast, alloyed			Copper and Copper Alloys (Bronze / Brass)			Non Metallic Materials		Heat Resistant Super Alloys					Titanium Alloys		Hardened steel		Chilled Cast Iron	Hardened Cast Iron
VDI 3323	21	22	23	24	25	26	27	28	29	30	31	32	33	34	35	36	37	38	39	40	41
HRc											15	30	25	38	34			55	60	42	55
HB	60	100	75	90	130	110	90	100			200	280	250	350	320	400 Rm	1050 Rm	550	630	400	550
Recommend	○	○	○	○	○	○	○	○	○		○	○	○	○	○	○	○			○	

CARBIDE
HSS
CBN END MILLS
i-Xmill END MILLS
i-SMART MODULAR END MILLS
X1-EH END MILLS
X5070 END MILLS
4G MILL END MILLS
X-POWER PRO END MILLS
TitaNox-POWER END MILLS
JET-POWER END MILLS
V7 PLUS END MILLS
ALU-POWER HPC END MILLS
D-POWER GRAPHITE END MILLS
CRX S END MILLS
K-2 END MILLS
ONLY ONE COATED PM60 END MILLS
TANK POWER END MILLS
GENERAL HSS END MILLS
MILLING CUTTERS

K-2 END MILLS

FLAT SHANK **G9433** SERIES

CARBIDE, 3 FLUTE LONG LENGTH

VOLLHARTMETALL, 3 SCHNEIDEN LANG
FRAISE CARBURE, 3 DENTS, LONGUE
3 TAGLIENTI, SERIE LUNGA

- ▶ Suitable for dry milling applications at high temperatures.
- ▶ Excellent high-performance end mills.
- ▶ 3 flute design possesses the advantage of 2 flute and 4 flute end mill.

- ▶ Für die Trockenbearbeitung.
- ▶ Hervorragendes Preis - Leistungsverhältnis.
- ▶ 3 Schneiden verbinden die Vorteile von 2 - und 4 - schneidigen Schaftfräsern.

CARBIDE | DIN 6527 | 3 | ≈30° | DIN 6535HB | TiAlN

p.C622~C623

Unit : mm

EDP No.	Mill Diameter	Shank Diameter	Length of Cut	Overall Length
G9433030	3.0	6	7	57
G9433040	4.0	6	8	57
G9433050	5.0	6	10	57
G9433060	6.0	6	10	57
G9433080	8.0	8	16	63
G9433090	9.0	10	16	72
G9433100	10.0	10	19	72
G9433120	12.0	12	22	83
G9433140	14.0	14	22	83
G9433160	16.0	16	26	92
G9433180	18.0	18	26	92
G9433200	20.0	20	32	104

Mill Dia. Tolerance(mm)	Shank Dia. Tolerance
0 ~ - 0.03	h5

◎ : Excellent ○ : Good

ISO	P											M			K					
Material Description	Non-alloy steel					Low alloy steel				High alloyed steel, and tool steel		Stainless steel			Grey cast iron		Nodular cast iron		Malleable cast iron	
VDI 3323	1	2	3	4	5	6	7	8	9	10	11	12	13	14	15	16	17	18	19	20
HRc		13	25	28	32	10	29	32	38	15	35	15	23	10	10	26	3	25		21
HB	125	190	250	270	300	180	275	300	350	200	325	200	240	180	180	260	160	250	130	230
Recommend	◎	◎	◎	◎	◎	◎	◎	◎	◎	◎	◎	○	○	○	○	○	○	○	○	○

ISO	N										S							H			
Material Description	Aluminum-wrought alloy		Aluminum-cast, alloyed			Copper and Copper Alloys (Bronze / Brass)			Non Metallic Materials		Heat Resistant Super Alloys					Titanium Alloys		Hardened steel		Chilled Cast Iron	Hardened Cast Iron
VDI 3323	21	22	23	24	25	26	27	28	29	30	31	32	33	34	35	36	37	38	39	40	41
HRc											15	30	25	38	34			55	60	42	55
HB	60	100	75	90	130	110	90	100			200	280	250	350	320	400 Rm	1050 Rm	550	630	400	550
Recommend	○	○	○	○	○	○	○	○	○		○	○	○	○	○	○	○			○	

K-2 END MILLS

FLAT SHANK **G9G48** SERIES

CARBIDE, 3 FLUTE LONG LENGTH WITH CHAMFER

VOLLHARTMETALL, 3 SCHNEIDEN LANG
FRAISE CARBURE, 3 DENTS, LONGUE
3 TAGLIENTI, SERIE LUNGA

- ▶ Suitable for dry milling applications at high temperatures.
- ▶ Excellent high-performance end mills.
- ▶ 3 flute design possesses the advantage of 2 flute and 4 flute end mill.

- ▶ Für die Trockenbearbeitung.
- ▶ Hervorragendes Preis - Leistungsverhältnis.
- ▶ 3 Schneiden verbinden die Vorteile von 2 - und 4 - schneidigen Schaftfräsern.

CARBIDE | DIN 6527 | 3 | ≈30° | DIN 6535HB | C x 45° | TiAlN

p.C622~C623

Unit : mm

EDP No.	Mill Diameter	Shank Diameter	Length of Cut	Overall Length	Chamfer
G9G48030	3.0	6	7	57	0.10
G9G48040	4.0	6	8	57	0.10
G9G48050	5.0	6	10	57	0.10
G9G48060	6.0	6	10	57	0.10
G9G48100	10.0	10	19	72	0.13
G9G48140	14.0	14	22	83	0.18
G9G48160	16.0	16	26	92	0.18
G9G48200	20.0	20	32	104	0.23

Mill Dia. Tolerance(mm)	Shank Dia. Tolerance
0 ~ - 0.03	h5

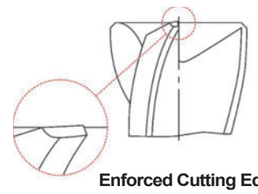

Enforced Cutting Edge

◎ : Excellent ○ : Good

ISO	P											M			K					
Material Description	Non-alloy steel					Low alloy steel				High alloyed steel, and tool steel		Stainless steel			Grey cast iron		Nodular cast iron		Malleable cast iron	
VDI 3323	1	2	3	4	5	6	7	8	9	10	11	12	13	14	15	16	17	18	19	20
HRc		13	25	28	32	10	29	32	38	15	35	15	23	10	10	26	3	25		21
HB	125	190	250	270	300	180	275	300	350	200	325	200	240	180	180	260	160	250	130	230
Recommend	◎	◎	◎	◎	◎	◎	◎	◎	◎	◎	◎	○	○	○	○	○	○	○	○	○

ISO	N										S							H			
Material Description	Aluminum-wrought alloy		Aluminum-cast, alloyed			Copper and Copper Alloys (Bronze / Brass)			Non Metallic Materials		Heat Resistant Super Alloys					Titanium Alloys		Hardened steel		Chilled Cast Iron	Hardened Cast Iron
VDI 3323	21	22	23	24	25	26	27	28	29	30	31	32	33	34	35	36	37	38	39	40	41
HRc											15	30	25	38	34			55	60	42	55
HB	60	100	75	90	130	110	90	100			200	280	250	350	320	400 Rm	1050 Rm	550	630	400	550
Recommend	○	○	○	○	○	○	○	○	○		○	○	○	○	○	○	○			○	

K-2 END MILLS

FLAT SHANK **G9447** SERIES

CARBIDE, 3 FLUTE 45° HELIX, LONG LENGTH

VOLLHARTMETALL, 3 SCHNEIDEN 45° RECHTSSPIRALE LANG
FRAISE CARBURE, 3 DENTS, HÉLICE 45°, LONGUE
3 TAGLIENTI, ELICA 45°, SERIE LUNGA

- ▶ Suitable for dry milling applications at high temperatures.
- ▶ Excellent high-performance end mills.
- ▶ Für die Trockenbearbeitung.
- ▶ Hervorragendes Preis - Leistungsverhältnis.

CARBIDE | DIN 6527 | 3 | 45° | DIN 6535HB | TiAlN p.C622~C623

Unit : mm

EDP No.	Mill Diameter	Shank Diameter	Length of Cut	Overall Length
G9447030	3.0	6	7	57
G9447035	3.5	6	7	57
G9447040	4.0	6	8	57
G9447045	4.5	6	8	57
G9447050	5.0	6	10	57
G9447060	6.0	6	10	57
G9447070	7.0	8	13	63
G9447080	8.0	8	16	63
G9447090	9.0	10	16	72
G9447100	10.0	10	19	72
G9447120	12.0	12	22	83
G9447140	14.0	14	22	83
G9447160	16.0	16	26	92
G9447180	18.0	18	26	92
G9447200	20.0	20	32	104

Mill Dia. Tolerance(mm)	Shank Dia. Tolerance
0 ~ - 0.03	h5

◎ : Excellent ○ : Good

ISO	P											M			K					
Material Description	Non-alloy steel					Low alloy steel				High alloyed steel, and tool steel		Stainless steel			Grey cast iron		Nodular cast iron		Malleable cast iron	
VDI 3323	1	2	3	4	5	6	7	8	9	10	11	12	13	14	15	16	17	18	19	20
HRc		13	25	28	32	10	29	32	38	15	35	15	23	10	10	26	3	25		21
HB	125	190	250	270	300	180	275	300	350	200	325	200	240	180	180	260	160	250	130	230
Recommend	◎	◎	◎	◎	◎	◎	◎	◎	◎	◎	◎	○	○	○	○	○	○	○	○	○

ISO	N										S							H			
Material Description	Aluminum-wrought alloy		Aluminum-cast, alloyed			Copper and Copper Alloys (Bronze / Brass)			Non Metallic Materials		Heat Resistant Super Alloys					Titanium Alloys		Hardened steel		Chilled Cast Iron	Hardened Cast Iron
VDI 3323	21	22	23	24	25	26	27	28	29	30	31	32	33	34	35	36	37	38	39	40	41
HRc											15	30	25	38	34			55	60	42	55
HB	60	100	75	90	130	110	90	100			200	280	250	350	320	400 Rm	1050 Rm	550	630	400	550
Recommend	○	○	○	○	○	○	○	○	○		○	○	○	○	○	○	○			○	

K-2 END MILLS

FLAT SHANK **G9G49** SERIES

CARBIDE, 3 FLUTE 45° HELIX, LONG LENGTH WITH CHAMFER

VOLLHARTMETALL, 3 SCHNEIDEN 45° RECHTSSPIRALE LANG
FRAISE CARBURE, 3 DENTS, HÉLICE 45°, LONGUE
3 TAGLIENTI, ELICA 45°, SERIE LUNGA

- ▶ Suitable for dry milling applications at high temperatures.
- ▶ Excellent high-performance end mills.
- ▶ Für die Trockenbearbeitung.
- ▶ Hervorragendes Preis - Leistungsverhältnis.

CARBIDE | DIN 6527 | 3 | 45° | DIN 6535HB | C x 45° | TiAlN p.C622~C623

Unit : mm

EDP No.	Mill Diameter	Shank Diameter	Length of Cut	Overall Length	Chamfer
G9G49030	3.0	6	7	57	0.10
G9G49040	4.0	6	8	57	0.10
G9G49050	5.0	6	10	57	0.10
G9G49060	6.0	6	10	57	0.10
G9G49080	8.0	8	16	63	0.13
G9G49100	10.0	10	19	72	0.13
G9G49120	12.0	12	22	83	0.18
G9G49140	14.0	14	22	83	0.18
G9G49160	16.0	16	26	92	0.18
G9G49200	20.0	20	32	104	0.23

Mill Dia. Tolerance(mm)	Shank Dia. Tolerance
0 ~ - 0.03	h5

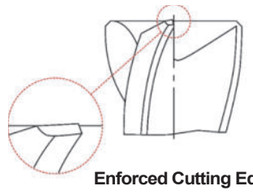

Enforced Cutting Edge

◎ : Excellent ○ : Good

ISO	P											M			K					
Material Description	Non-alloy steel					Low alloy steel				High alloyed steel, and tool steel		Stainless steel			Grey cast iron		Nodular cast iron		Malleable cast iron	
VDI 3323	1	2	3	4	5	6	7	8	9	10	11	12	13	14	15	16	17	18	19	20
HRc		13	25	28	32	10	29	32	38	15	35	15	23	10	10	26	3	25		21
HB	125	190	250	270	300	180	275	300	350	200	325	200	240	180	180	260	160	250	130	230
Recommend	◎	◎	◎	◎	◎	◎	◎	◎	◎	◎	◎	○	○	○	○	○	○	○	○	○

ISO	N										S							H			
Material Description	Aluminum-wrought alloy		Aluminum-cast, alloyed			Copper and Copper Alloys (Bronze / Brass)			Non Metallic Materials		Heat Resistant Super Alloys					Titanium Alloys		Hardened steel		Chilled Cast Iron	Hardened Cast Iron
VDI 3323	21	22	23	24	25	26	27	28	29	30	31	32	33	34	35	36	37	38	39	40	41
HRc											15	30	25	38	34			55	60	42	55
HB	60	100	75	90	130	110	90	100			200	280	250	350	320	400 Rm	1050 Rm	550	630	400	550
Recommend	○	○	○	○	○	○	○	○	○		○	○	○	○	○	○	○			○	

CARBIDE
HSS
CBN END MILLS
i-Xmill END MILLS
i-SMART MODULAR END MILLS
X1-EH END MILLS
X5070 END MILLS
4G MILL END MILLS
X-POWER PRO END MILLS
TitaNox-POWER END MILLS
JET-POWER END MILLS
V7 PLUS END MILLS
ALU-POWER HPC END MILLS
D-POWER GRAPHITE END MILLS
CRX S END MILLS
K-2 END MILLS
ONLY ONE COATED PM60 END MILLS
TANK POWER END MILLS
GENERAL HSS END MILLS
MILLING CUTTERS

K-2 END MILLS

PLAIN SHANK **G9432** SERIES

CARBIDE, 4 FLUTE SHORT LENGTH

VOLLHARTMETALL, 4 SCHNEIDEN KURZ
FRAISE CARBURE, 4 DENTS, COURTE
4 TAGLIENTI, CORTA

- ▶ Suitable for dry milling applications at high temperatures.
- ▶ Excellent high-performance end mills.
- ▶ 4 flute allows for better work piece finishes.

- ▶ Für die Trockenbearbeitung.
- ▶ Hervorragendes Preis - Leistungsverhältnis.
- ▶ 4 Schneiden erzeugen eine bessere Oberflächengüte des Werkstücks.

CARBIDE | 4 | 30° | DIN 6535HA | TiAlN p.C624

Unit : mm

EDP No.	Mill Diameter	Shank Diameter	Length of Cut	Overall Length
G9432010	1.0	4	3	40
G9432015	1.5	4	4.5	40
G9432020	2.0	2	8	32
G9432025	2.5	2.5	8	32
G9432030	3.0	3	12	32
G9432035	3.5	3.5	12	32
G9432040	4.0	4	12	40
G9432045	4.5	4.5	14	50
G9432050	5.0	5	14	50
G9432055	5.5	5.5	16	50
G9432060	6.0	6	16	50
G9432070	7.0	7	20	60
G9432080	8.0	8	20	60
G9432090	9.0	9	20	60
G9432100	10.0	10	22	70
G9432120	12.0	12	22	70
G9432140	14.0	14	25	75
G9432160	16.0	16	25	75
G9432200	20.0	20	32	100

Mill Dia. Tolerance(mm)	Shank Dia. Tolerance
0 ~ - 0.03	h5

◎ : Excellent ○ : Good

ISO	P											M			K					
Material Description	Non-alloy steel					Low alloy steel				High alloyed steel, and tool steel		Stainless steel			Grey cast iron		Nodular cast iron		Malleable cast iron	
VDI 3323	1	2	3	4	5	6	7	8	9	10	11	12	13	14	15	16	17	18	19	20
HRc		13	25	28	32	10	29	32	38	15	35	15	23	10	10	26	3	25		21
HB	125	190	250	270	300	180	275	300	350	200	325	200	240	180	180	260	160	250	130	230
Recommend	◎	◎	◎	◎	◎	◎	◎	◎	◎	◎	◎	○	○	○	○	○	○	○	○	○

ISO	N										S							H			
Material Description	Aluminum-wrought alloy		Aluminum-cast, alloyed			Copper and Copper Alloys (Bronze / Brass)			Non Metallic Materials		Heat Resistant Super Alloys					Titanium Alloys		Hardened steel		Chilled Cast Iron	Hardened Cast Iron
VDI 3323	21	22	23	24	25	26	27	28	29	30	31	32	33	34	35	36	37	38	39	40	41
HRc											15	30	25	38	34			55	60	42	55
HB	60	100	75	90	130	110	90	100			200	280	250	350	320	400 Rm	1050 Rm	550	630	400	550
Recommend	○	○	○	○	○	○	○	○	○		○	○	○	○	○	○	○			○	

K-2 END MILLS

PLAIN SHANK **G9G50** SERIES

CARBIDE, 4 FLUTE SHORT LENGTH WITH CHAMFER

VOLLHARTMETALL, 4 SCHNEIDEN KURZ
FRAISE CARBURE, 4 DENTS, COURTE
4 TAGLIENTI, CORTA

- ▶ Suitable for dry milling applications at high temperatures.
- ▶ Excellent high-performance end mills.
- ▶ 4 flute allows for better work piece finishes.

- ▶ Für die Trockenbearbeitung.
- ▶ Hervorragendes Preis - Leistungsverhältnis.
- ▶ 4 Schneiden erzeugen eine bessere Oberflächengüte des Werkstücks.

CARBIDE | 4 | 30° | DIN 6535HA | C x 45° | TiAlN p.C624

Unit : mm

EDP No.	Mill Diameter	Shank Diameter	Length of Cut	Overall Length	Chamfer
G9G50030	3.0	3	12	32	0.10
G9G50040	4.0	4	12	40	0.10
G9G50050	5.0	5	14	50	0.10
G9G50060	6.0	6	16	50	0.10
G9G50080	8.0	8	20	60	0.13
G9G50100	10.0	10	22	70	0.13
G9G50120	12.0	12	22	70	0.18
G9G50140	14.0	14	25	75	0.18
G9G50160	16.0	16	25	75	0.18
G9G50200	20.0	20	32	100	0.23

Mill Dia. Tolerance(mm)	Shank Dia. Tolerance
0 ~ - 0.03	h5

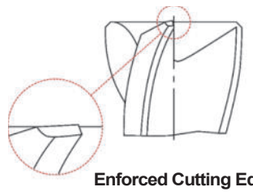

Enforced Cutting Edge

◎ : Excellent ○ : Good

ISO	P											M			K					
Material Description	Non-alloy steel					Low alloy steel				High alloyed steel, and tool steel		Stainless steel			Grey cast iron		Nodular cast iron		Malleable cast iron	
VDI 3323	1	2	3	4	5	6	7	8	9	10	11	12	13	14	15	16	17	18	19	20
HRc		13	25	28	32	10	29	32	38	15	35	15	23	10	10	26	3	25		21
HB	125	190	250	270	300	180	275	300	350	200	325	200	240	180	180	260	160	250	130	230
Recommend	◎	◎	◎	◎	◎	◎	◎	◎	◎	◎	◎	○	○	○	○	○	○	○	○	○

ISO	N										S							H			
Material Description	Aluminum-wrought alloy		Aluminum-cast, alloyed			Copper and Copper Alloys (Bronze / Brass)			Non Metallic Materials		Heat Resistant Super Alloys					Titanium Alloys		Hardened steel		Chilled Cast Iron	Hardened Cast Iron
VDI 3323	21	22	23	24	25	26	27	28	29	30	31	32	33	34	35	36	37	38	39	40	41
HRc											15	30	25	38	34			55	60	42	55
HB	60	100	75	90	130	110	90	100			200	280	250	350	320	400 Rm	1050 Rm	550	630	400	550
Recommend	○	○	○	○	○	○	○	○	○		○	○	○	○	○	○	○			○	

CARBIDE
HSS
CBN END MILLS
i-Xmill END MILLS
i-SMART MODULAR END MILLS
X1-EH END MILLS
X5070 END MILLS
4G MILL END MILLS
X-POWER PRO END MILLS
TitaNox-POWER END MILLS
JET-POWER END MILLS
V7 PLUS END MILLS
ALU-POWER HPC END MILLS
D-POWER GRAPHITE END MILLS
CRX S END MILLS
K-2 END MILLS
ONLY ONE COATED PM60 END MILLS
TANK POWER END MILLS
GENERAL HSS END MILLS
MILLING CUTTERS

K-2 END MILLS

PLAIN SHANK **G9A69** SERIES

CARBIDE, 4 FLUTE SHORT LENGTH

VOLLHARTMETALL, 4 SCHNEIDEN KURZ
FRAISE CARBURE, 4 DENTS, COURTE
4 TAGLIENTI, CORTA

- ▶ Suitable for dry milling applications at high temperatures.
- ▶ Excellent high-performance end mills.
- ▶ 4 flute allows for better work piece finishes.

- ▶ Für die Trockenbearbeitung.
- ▶ Hervorragendes Preis - Leistungsverhältnis.
- ▶ 4 Schneiden erzeugen eine bessere Oberflächengüte des Werkstücks.

CARBIDE | 4 | 30° | DIN 6535HA | TiAlN p.C624

Unit : mm

EDP No.	Mill Diameter	Shank Diameter	Length of Cut	Overall Length
G9A69010	1.0	3	3	39
G9A69015	1.5	3	5	39
G9A69020	2.0	3	7	39
G9A69025	2.5	3	7	39
G9A69030	3.0	3	10	39
G9A69040	4.0	4	14	51
G9A69050	5.0	5	16	51
G9A69060	6.0	6	19	64
G9A69080	8.0	8	21	64
G9A69100	10.0	10	22	70
G9A69120	12.0	12	25	76
G9A69160	16.0	16	32	89
G9A69200	20.0	20	38	102

Mill Dia. Tolerance(mm)	Shank Dia. Tolerance
0 ~ - 0.03	h5

◎ : Excellent ○ : Good

ISO	P											M			K					
Material Description	Non-alloy steel					Low alloy steel				High alloyed steel, and tool steel		Stainless steel			Grey cast iron		Nodular cast iron		Malleable cast iron	
VDI 3323	1	2	3	4	5	6	7	8	9	10	11	12	13	14	15	16	17	18	19	20
HRc		13	25	28	32	10	29	32	38	15	35	15	23	10	10	26	3	25		21
HB	125	190	250	270	300	180	275	300	350	200	325	200	240	180	180	260	160	250	130	230
Recommend	◎	◎	◎	◎	◎	◎	◎	◎	◎	◎	◎	○	○	○	○	○	○	○	○	○

ISO	N										S							H			
Material Description	Aluminum-wrought alloy		Aluminum-cast, alloyed			Copper and Copper Alloys (Bronze / Brass)			Non Metallic Materials		Heat Resistant Super Alloys					Titanium Alloys		Hardened steel		Chilled Cast Iron	Hardened Cast Iron
VDI 3323	21	22	23	24	25	26	27	28	29	30	31	32	33	34	35	36	37	38	39	40	41
HRc											15	30	25	38	34			55	60	42	55
HB	60	100	75	90	130	110	90	100			200	280	250	350	320	400 Rm	1050 Rm	550	630	400	550
Recommend	○	○	○	○	○	○	○	○	○		○	○	○	○	○	○	○			○	

K-2 END MILLS

FLAT SHANK **G9448** SERIES

CARBIDE, 4 FLUTE SHORT LENGTH

VOLLHARTMETALL, 4 SCHNEIDEN KURZ
FRAISE CARBURE, 4 DENTS, COURTE
4 TAGLIENTI, SERIE CORTA

- ▶ Suitable for dry milling applications at high temperatures.
- ▶ Excellent high-performance end mills.
- ▶ 4 flute allows for better work piece finishes.

- ▶ Für die Trockenbearbeitung.
- ▶ Hervorragendes Preis - Leistungsverhältnis.
- ▶ 4 Schneiden erzeugen eine bessere Oberflächengüte des Werkstücks.

CARBIDE | DIN 6527 | 4 | ≈30° | DIN 6535HB | TiAlN p.C624

Unit : mm

EDP No.	Mill Diameter	Shank Diameter	Length of Cut	Overall Length
G9448020	2.0	6	4	50
G9448025	2.5	6	4	50
G9448030	3.0	6	5	50
G9448040	4.0	6	8	54
G9448045	4.5	6	8	54
G9448050	5.0	6	9	54
G9448060	6.0	6	10	54
G9448070	7.0	8	11	58
G9448080	8.0	8	12	58
G9448090	9.0	10	13	66
G9448100	10.0	10	14	66
G9448120	12.0	12	16	73
G9448140	14.0	14	18	75
G9448160	16.0	16	22	82
G9448200	20.0	20	26	92

Mill Dia. Tolerance(mm)	Shank Dia. Tolerance
0 ~ - 0.03	h5

◎ : Excellent ○ : Good

ISO	P											M			K					
Material Description	Non-alloy steel					Low alloy steel				High alloyed steel, and tool steel		Stainless steel			Grey cast iron		Nodular cast iron		Malleable cast iron	
VDI 3323	1	2	3	4	5	6	7	8	9	10	11	12	13	14	15	16	17	18	19	20
HRc		13	25	28	32	10	29	32	38	15	35	15	23	10	10	26	3	25		21
HB	125	190	250	270	300	180	275	300	350	200	325	200	240	180	180	260	160	250	130	230
Recommend	◎	◎	◎	◎	◎	◎	◎	◎	◎	◎	◎	○	○	○	○	○	○	○	○	○

ISO	N										S							H			
Material Description	Aluminum-wrought alloy		Aluminum-cast, alloyed			Copper and Copper Alloys (Bronze / Brass)			Non Metallic Materials		Heat Resistant Super Alloys					Titanium Alloys		Hardened steel		Chilled Cast Iron	Hardened Cast Iron
VDI 3323	21	22	23	24	25	26	27	28	29	30	31	32	33	34	35	36	37	38	39	40	41
HRc											15	30	25	38	34			55	60	42	55
HB	60	100	75	90	130	110	90	100			200	280	250	350	320	400 Rm	1050 Rm	550	630	400	550
Recommend	○	○	○	○	○	○	○	○	○		○	○	○	○	○	○	○			○	

CARBIDE
HSS
CBN END MILLS
i-Xmill END MILLS
i-SMART MODULAR END MILLS
X1-EH END MILLS
X5070 END MILLS
4G MILL END MILLS
X-POWER PRO END MILLS
TitaNox-POWER END MILLS
JET-POWER END MILLS
V7 PLUS END MILLS
ALU-POWER HPC END MILLS
D-POWER GRAPHITE END MILLS
CRX S END MILLS
K-2 END MILLS
ONLY ONE COATED PM60 END MILLS
TANK POWER END MILLS
GENERAL HSS END MILLS
MILLING CUTTERS

K-2 END MILLS

PLAIN SHANK **G9540** SERIES

CARBIDE, 4 FLUTE LONG LENGTH

VOLLHARTMETALL, 4 SCHNEIDEN LANG
FRAISE CARBURE, 4 DENTS, LONGUE
4 TAGLIENTI, SERIE LUNGA

- ▶ Suitable for dry milling applications at high temperatures.
- ▶ Excellent high-performance end mills.
- ▶ 4 flute allows for better work piece finishes.

- ▶ Für die Trockenbearbeitung.
- ▶ Hervorragendes Preis - Leistungsverhältnis.
- ▶ 4 Schneiden erzeugen eine bessere Oberflächengüte des Werkstücks.

CARBIDE | DIN 6528 | 4 | ≈30° | DIN 6535HA | TiAlN p.C624

Unit : mm

EDP No.	Mill Diameter	Shank Diameter	Length of Cut	Overall Length
G9540035	3.5	3.5	10	50
G9540040	4.0	4	11	50
G9540045	4.5	4.5	11	50
G9540050	5.0	5	13	50
G9540055	5.5	5.5	13	57
G9540060	6.0	6	13	57
G9540065	6.5	6.5	16	60
G9540070	7.0	7	16	60
G9540075	7.5	7.5	19	63
G9540080	8.0	8	19	63
G9540085	8.5	8.5	19	67
G9540090	9.0	9	19	67
G9540095	9.5	9.5	22	72
G9540100	10.0	10	22	72
G9540110	11.0	11	26	83
G9540120	12.0	12	26	83
G9540130	13.0	13	26	83
G9540140	14.0	14	26	83
G9540150	15.0	15	32	92
G9540160	16.0	16	32	92
G9540180	18.0	18	32	92
G9540200	20.0	20	38	104

Mill Dia. Tolerance(mm)	Shank Dia. Tolerance
0 ~ - 0.03	h5

◎ : Excellent ○ : Good

ISO	P											M			K					
Material Description	Non-alloy steel					Low alloy steel				High alloyed steel, and tool steel		Stainless steel			Grey cast iron		Nodular cast iron		Malleable cast iron	
VDI 3323	1	2	3	4	5	6	7	8	9	10	11	12	13	14	15	16	17	18	19	20
HRc		13	25	28	32	10	29	32	38	15	35	15	23	10	10	26	3	25		21
HB	125	190	250	270	300	180	275	300	350	200	325	200	240	180	180	260	160	250	130	230
Recommend	◎	◎	◎	◎	◎	◎	◎	◎	◎	◎	◎	○	○	○	○	○	○	○	○	○

ISO	N										S							H			
Material Description	Aluminum-wrought alloy		Aluminum-cast, alloyed			Copper and Copper Alloys (Bronze / Brass)			Non Metallic Materials		Heat Resistant Super Alloys					Titanium Alloys		Hardened steel		Chilled Cast Iron	Hardened Cast Iron
VDI 3323	21	22	23	24	25	26	27	28	29	30	31	32	33	34	35	36	37	38	39	40	41
HRc											15	30	25	38	34			55	60	42	55
HB	60	100	75	90	130	110	90	100			200	280	250	350	320	400 Rm	1050 Rm	550	630	400	550
Recommend	○	○	○	○	○	○	○	○	○		○	○	○	○	○	○	○			○	

K-2 END MILLS

FLAT SHANK **G9449** SERIES

CARBIDE, 4 FLUTE LONG LENGTH

VOLLHARTMETALL, 4 SCHNEIDEN LANG
FRAISE CARBURE, 4 DENTS, LONGUE
4 TAGLIENTI, SERIE LUNGA

- ▶ Suitable for dry milling applications at high temperatures.
- ▶ Excellent high-performance end mills.
- ▶ 4 flute allows for better work piece finishes.

- ▶ Für die Trockenbearbeitung.
- ▶ Hervorragendes Preis - Leistungsverhältnis.
- ▶ 4 Schneiden erzeugen eine bessere Oberflächengüte des Werkstücks.

CARBIDE | DIN 6527 | 4 | ≈30° | DIN 6535HB | DIN 6535HA | TiAlN p.C624

Unit : mm

EDP No.	Mill Diameter	Shank Diameter	Length of Cut	Overall Length
G9449901	2.0	● 3	7	38
G9449030	3.0	6	8	57
G9449040	4.0	6	11	57
G9449050	5.0	6	13	57
G9449060	6.0	6	13	57
G9449070	7.0	8	16	63
G9449080	8.0	8	19	63
G9449090	9.0	10	19	72
G9449100	10.0	10	22	72
G9449120	12.0	12	26	83
G9449160	16.0	16	32	92
G9449180	18.0	18	32	92
G9449200	20.0	20	38	104

● with plain shank

Mill Dia. Tolerance(mm)	Shank Dia. Tolerance
0 ~ - 0.03	h5

◎ : Excellent ○ : Good

ISO	P											M			K					
Material Description	Non-alloy steel					Low alloy steel				High alloyed steel, and tool steel		Stainless steel			Grey cast iron		Nodular cast iron		Malleable cast iron	
VDI 3323	1	2	3	4	5	6	7	8	9	10	11	12	13	14	15	16	17	18	19	20
HRc		13	25	28	32	10	29	32	38	15	35	15	23	10	10	26	3	25		21
HB	125	190	250	270	300	180	275	300	350	200	325	200	240	180	180	260	160	250	130	230
Recommend	◎	◎	◎	◎	◎	◎	◎	◎	◎	◎	◎	○	○	○	○	○	○	○	○	○

ISO	N										S							H			
Material Description	Aluminum-wrought alloy		Aluminum-cast, alloyed			Copper and Copper Alloys (Bronze / Brass)			Non Metallic Materials		Heat Resistant Super Alloys					Titanium Alloys		Hardened steel		Chilled Cast Iron	Hardened Cast Iron
VDI 3323	21	22	23	24	25	26	27	28	29	30	31	32	33	34	35	36	37	38	39	40	41
HRc											15	30	25	38	34			55	60	42	55
HB	60	100	75	90	130	110	90	100			200	280	250	350	320	400 Rm	1050 Rm	550	630	400	550
Recommend	○	○	○	○	○	○	○	○	○		○	○	○	○	○	○	○			○	

CARBIDE
HSS
CBN END MILLS
i-Xmill END MILLS
i-SMART MODULAR END MILLS
X1-EH END MILLS
X5070 END MILLS
4G MILL END MILLS
X-POWER PRO END MILLS
TitaNox-POWER END MILLS
JET-POWER END MILLS
V7 PLUS END MILLS
ALU-POWER HPC END MILLS
D-POWER GRAPHITE END MILLS
CRX S END MILLS
K-2 END MILLS
ONLY ONE COATED PM60 END MILLS
TANK POWER END MILLS
GENERAL HSS END MILLS
MILLING CUTTERS

K-2 END MILLS

FLAT SHANK **G9G51** SERIES

CARBIDE, 4 FLUTE LONG LENGTH WITH CHAMFER

VOLLHARTMETALL, 4 SCHNEIDEN LANG
FRAISE CARBURE, 4 DENTS, LONGUE
4 TAGLIENTI, SERIE LUNGA

- ▶ Suitable for dry milling applications at high temperatures.
- ▶ Excellent high-performance end mills.
- ▶ 4 flute allows for better work piece finishes.

- ▶ Für die Trockenbearbeitung.
- ▶ Hervorragendes Preis - Leistungsverhältnis.
- ▶ 4 Schneiden erzeugen eine bessere Oberflächengüte des Werkstücks.



CARBIDE | DIN 6527 | 4 | ≈30° | DIN 6535HB | C x 45° | TiAlN p.C624

Unit : mm

EDP No.	Mill Diameter	Shank Diameter	Length of Cut	Overall Length	Chamfer
G9G51030	3.0	6	8	57	0.10
G9G51040	4.0	6	11	57	0.10
G9G51050	5.0	6	13	57	0.10
G9G51060	6.0	6	13	57	0.10
G9G51080	8.0	8	19	63	0.13
G9G51100	10.0	10	22	72	0.13
G9G51120	12.0	12	26	83	0.18
G9G51140	14.0	14	26	83	0.18
G9G51160	16.0	16	32	92	0.18
G9G51200	20.0	20	38	104	0.23

Mill Dia. Tolerance(mm)	Shank Dia. Tolerance
0 ~ - 0.03	h5

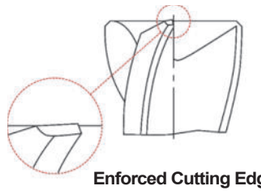

Enforced Cutting Edge

◎ : Excellent ○ : Good

ISO	P											M			K					
Material Description	Non-alloy steel					Low alloy steel				High alloyed steel, and tool steel		Stainless steel			Grey cast iron		Nodular cast iron		Malleable cast iron	
VDI 3323	1	2	3	4	5	6	7	8	9	10	11	12	13	14	15	16	17	18	19	20
HRc		13	25	28	32	10	29	32	38	15	35	15	23	10	10	26	3	25		21
HB	125	190	250	270	300	180	275	300	350	200	325	200	240	180	180	260	160	250	130	230
Recommend	◎	◎	◎	◎	◎	◎	◎	◎	◎	◎	◎	○	○	○	○	○	○	○	○	○

ISO	N										S							H			
Material Description	Aluminum-wrought alloy		Aluminum-cast, alloyed			Copper and Copper Alloys (Bronze / Brass)			Non Metallic Materials		Heat Resistant Super Alloys					Titanium Alloys		Hardened steel		Chilled Cast Iron	Hardened Cast Iron
VDI 3323	21	22	23	24	25	26	27	28	29	30	31	32	33	34	35	36	37	38	39	40	41
HRc											15	30	25	38	34			55	60	42	55
HB	60	100	75	90	130	110	90	100			200	280	250	350	320	400 Rm	1050 Rm	550	630	400	550
Recommend	○	○	○	○	○	○	○	○	○		○	○	○	○	○	○	○			○	

K-2 END MILLS

PLAIN SHANK **G9H73** SERIES
FLAT SHANK **G9H74** SERIES

CARBIDE, 4 FLUTE MULTIPLE HELIX SHORT LENGTH WITH CHAMFER

HARTMETALL, 4-SCHNEIDEN-VARIABLER DRALL KURZE LÄNGE MIT FASE
FRAISE CARBURE, 4 DENTS, HÉLICE MULTIPLE, COURTE
MD, 4 TAGLIENTI, PASSO ED ELICA DIFFERENZIATI, SPIGOLO CON SMUSSO 45°

- ▶ New Coating enhances heat and oxidation resistance
- ▶ Multiple Helix Designed for Optimal Chip Formation and Chip Evacuation
- ▶ Unique Geometry applied to Reduce Vibration

- ▶ Neue Beschichtung verbessert die Hitze- und Oxidationsbeständigkeit
- ▶ Multiple Helix Design zur Reduzierung von Vibrationen
- ▶ Einzigartige Geometrie für optimale Spanbildung und Spanabfuhr



CARBIDE | DIN 6527 | 4 | 35°/37° | PLAIN | FLAT | C x 45° | X Coating p.C625

Unit : mm

EDP No. PLAIN	EDP No. FLAT	Mill Diameter	Shank Diameter	Length of Cut	Overall Length	Chamfer
G9H73030N	G9H74030N	3.0	6	5	50	0.10
G9H73040N	G9H74040N	4.0	6	8	54	0.15
G9H73050N	G9H74050N	5.0	6	9	54	0.15
G9H73060N	G9H74060N	6.0	6	10	54	0.20
G9H73080N	G9H74080N	8.0	8	12	58	0.20
G9H73100N	-	10.0	10	14	66	0.30
G9H73120N	-	12.0	12	16	73	0.35
G9H73160N	-	16.0	16	22	82	0.40
G9H73200N	G9H74200N	20.0	20	26	92	0.50

Mill Dia. Tolerance(mm)	Shank Dia. Tolerance
0 ~ - 0.03	h5

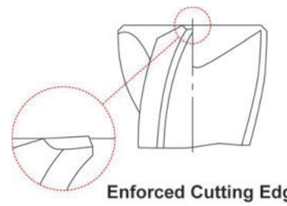

Enforced Cutting Edge



Unequal Index

Exclusively Designed Unique Geometry applied to Reduce Vibration and also to achieve Excellent Chip Evacuation with Better Surface Finish

Multiple Helix

Multiple Helix Designed for Optimal Chip Formation and Chip Evacuation Concluding Faster and Heavier Cutting making Higher Productivity

X-Coating

Excellent heat and oxidation resistance

◎ : Excellent ○ : Good

ISO	P											M			K					
Material Description	Non-alloy steel					Low alloy steel				High alloyed steel, and tool steel		Stainless steel			Grey cast iron		Nodular cast iron		Malleable cast iron	
VDI 3323	1	2	3	4	5	6	7	8	9	10	11	12	13	14	15	16	17	18	19	20
HRc		13	25	28	32	10	29	32	38	15	35	15	23	10	10	26	3	25		21
HB	125	190	250	270	300	180	275	300	350	200	325	200	240	180	180	260	160	250	130	230
Recommend	◎	◎	◎	◎	◎	◎	◎	◎	◎	◎	◎	○	○	○	○	○	○	○	○	○

ISO	N										S							H			
Material Description	Aluminum-wrought alloy		Aluminum-cast, alloyed			Copper and Copper Alloys (Bronze / Brass)			Non Metallic Materials		Heat Resistant Super Alloys					Titanium Alloys		Hardened steel		Chilled Cast Iron	Hardened Cast Iron
VDI 3323	21	22	23	24	25	26	27	28	29	30	31	32	33	34	35	36	37	38	39	40	41
HRc											15	30	25	38	34			55	60	42	55
HB	60	100	75	90	130	110	90	100			200	280	250	350	320	400 Rm	1050 Rm	550	630	400	550
Recommend											○	○	○	○	○	○	○				

K-2 END MILLS

PLAIN SHANK **G9H75** SERIES
FLAT SHANK **G9H76** SERIES

CARBIDE, 4 FLUTE MULTIPLE HELIX LONG LENGTH WITH CHAMFER

HARTMETALL, 4-SCHNEIDEN-VARIABLER LANG LÄNGE MIT FASE
FRAISE CARBURE, 4 DENTS, HÉLICE MULTIPLE, LONGUE
MD, 4 TAGLIENTI, PASSO ED ELICA DIFFERENZIATI, CON SMUSSO 45° - SERIE LUNGA

- ▶ New Coating enhances heat and oxidation resistance
- ▶ Multiple Helix Designed for Optimal Chip Formation and Chip Evacuation
- ▶ Unique Geometry applied to Reduce Vibration

- ▶ Neue Beschichtung verbessert die Hitze- und Oxidationsbeständigkeit
- ▶ Multiple Helix Design zur Reduzierung von Vibrationen
- ▶ Einzigartige Geometrie für optimale Spanbildung und Spanabfuhr

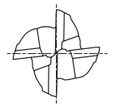

CARBIDE | DIN 6527 | 4 | 35°/37° | PLAIN | FLAT | C x 45° | X Coating

p.C625

Unit : mm

EDP No. PLAIN	EDP No. FLAT	Mill Diameter	Shank Diameter	Length of Cut	Overall Length	Chamfer
G9H75030N	G9H76030N	3.0	6	8	57	0.10
G9H75040N	G9H76040N	4.0	6	11	57	0.15
G9H75050N	G9H76050N	5.0	6	13	57	0.15
G9H75060N	G9H76060N	6.0	6	13	57	0.20
G9H75080N	G9H76080N	8.0	8	19	63	0.20
G9H75100N	G9H76100N	10.0	10	22	72	0.30
G9H75120N	G9H76120N	12.0	12	26	83	0.35
G9H75160N	G9H76160N	16.0	16	32	92	0.40
G9H75200N	G9H76200N	20.0	20	38	104	0.50

Mill Dia. Tolerance(mm)	Shank Dia. Tolerance
0 ~ - 0.03	h5

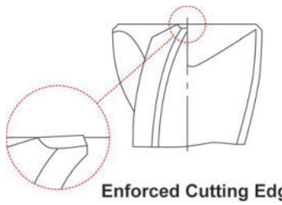

Enforced Cutting Edge

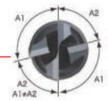

Unequal Index

Exclusively Designed Unique Geometry applied to Reduce Vibration and also to achieve Excellent Chip Evacuation with Better Surface Finish



Multiple Helix

Multiple Helix Designed for Optimal Chip Formation and Chip Evacuation Concluding Faster and Heavier Cutting making Higher Productivity

X-Coating

Excellent heat and oxidation resistance

◎ : Excellent ○ : Good

ISO	P											M			K					
Material Description	Non-alloy steel					Low alloy steel				High alloyed steel, and tool steel		Stainless steel			Grey cast iron		Nodular cast iron		Malleable cast iron	
VDI 3323	1	2	3	4	5	6	7	8	9	10	11	12	13	14	15	16	17	18	19	20
HRc		13	25	28	32	10	29	32	38	15	35	15	23	10	10	26	3	25		21
HB	125	190	250	270	300	180	275	300	350	200	325	200	240	180	180	260	160	250	130	230
Recommend	◎	◎	◎	◎	◎	◎	◎	◎	◎	◎	◎	○	○	○	○	○	○	○	○	○

ISO	N										S							H			
Material Description	Aluminum-wrought alloy		Aluminum-cast, alloyed			Copper and Copper Alloys (Bronze / Brass)			Non Metallic Materials		Heat Resistant Super Alloys					Titanium Alloys		Hardened steel		Chilled Cast Iron	Hardened Cast Iron
VDI 3323	21	22	23	24	25	26	27	28	29	30	31	32	33	34	35	36	37	38	39	40	41
HRc											15	30	25	38	34			55	60	42	55
HB	60	100	75	90	130	110	90	100			200	280	250	350	320	400 Rm	1050 Rm	550	630	400	550
Recommend											○	○	○	○	○	○	○				

K-2 END MILLS

PLAIN SHANK **G9453** SERIES

CARBIDE, 4 FLUTE EXTRA LONG LENGTH

VOLLHARTMETALL, 4 SCHNEIDEN EXTRA LANG
FRAISE CARBURE, 4 DENTS, EXTRA-LONGUE
4 TAGLIENTI, SERIE EXTRA LUNGA

- ▶ Suitable for dry milling applications at high temperatures.
- ▶ Excellent high-performance end mills.
- ▶ 4 flute allows for better work piece finishes.

- ▶ Für die Trockenbearbeitung.
- ▶ Hervorragendes Preis - Leistungsverhältnis.
- ▶ 4 Schneiden erzeugen eine bessere Oberflächengüte des Werkstücks.

CARBIDE | 4 | 30° | DIN 6535HA | TiAlN

p.C624

Unit : mm

EDP No.	Mill Diameter	Shank Diameter	Length of Cut	Overall Length
G9453903	3.0	3	20	60
G9453030	3.0	3	30	75
G9453904	4.0	4	20	60
G9453040	4.0	4	30	75
G9453905	5.0	5	25	75
G9453050	5.0	5	40	100
G9453906	6.0	6	30	75
G9453060	6.0	6	50	150
G9453908	8.0	8	30	75
G9453080	8.0	8	50	150
G9453910	10.0	10	40	100
G9453100	10.0	10	60	150
G9453912	12.0	12	45	100
G9453120	12.0	12	75	150
G9453914	14.0	14	45	100
G9453140	14.0	14	65	150
G9453916	16.0	16	45	100
G9453160	16.0	16	65	150
G9453918	18.0	18	45	100
G9453920	20.0	20	45	100
G9453200	20.0	20	65	150

Mill Dia. Tolerance(mm)	Shank Dia. Tolerance
0 ~ - 0.03	h5

◎ : Excellent ○ : Good

ISO	P											M			K					
Material Description	Non-alloy steel					Low alloy steel				High alloyed steel, and tool steel		Stainless steel			Grey cast iron		Nodular cast iron		Malleable cast iron	
VDI 3323	1	2	3	4	5	6	7	8	9	10	11	12	13	14	15	16	17	18	19	20
HRc		13	25	28	32	10	29	32	38	15	35	15	23	10	10	26	3	25		21
HB	125	190	250	270	300	180	275	300	350	200	325	200	240	180	180	260	160	250	130	230
Recommend	◎	◎	◎	◎	◎	◎	◎	◎	◎	◎	◎	○	○	○	○	○	○	○	○	○

ISO	N										S							H			
Material Description	Aluminum-wrought alloy		Aluminum-cast, alloyed			Copper and Copper Alloys (Bronze / Brass)			Non Metallic Materials		Heat Resistant Super Alloys					Titanium Alloys		Hardened steel		Chilled Cast Iron	Hardened Cast Iron
VDI 3323	21	22	23	24	25	26	27	28	29	30	31	32	33	34	35	36	37	38	39	40	41
HRc											15	30	25	38	34			55	60	42	55
HB	60	100	75	90	130	110	90	100			200	280	250	350	320	400 Rm	1050 Rm	550	630	400	550
Recommend	○	○	○	○	○	○	○	○	○		○	○	○	○	○	○	○			○	

CARBIDE
HSS
CBN END MILLS
i-Xmill END MILLS
i-SMART MODULAR END MILLS
X1-EH END MILLS
X5070 END MILLS
4G MILL END MILLS
X-POWER PRO END MILLS
TitaNox-POWER END MILLS
JET-POWER END MILLS
V7 PLUS END MILLS
ALU-POWER HPC END MILLS
D-POWER GRAPHITE END MILLS
CRX S END MILLS
K-2 END MILLS
ONLY ONE COATED PM60 END MILLS
TANK POWER END MILLS
GENERAL HSS END MILLS
MILLING CUTTERS

K-2 END MILLS

PLAIN SHANK **G9F45** SERIES
PLAIN SHANK **G9F46** SERIES

CARBIDE, 4&6 FLUTE 45° HELIX SHORT / LONG LENGTH

VOLLHARTMETALL, 4&6 SCHNEIDEN 45° RECHTSSPIRALE KURZ / LANG
FRAISE CARBURE, 4&6 DENTS, HÉLICE 45°, COURTE / LONGUE
4&6 TAGLIENTI, ELICA 45°, SERIE CORTA / LUNGA

- ▶ Suitable for dry milling applications at high temperatures.
- ▶ Excellent high-performance end mills.
- ▶ Für die Trockenbearbeitung geeignet.
- ▶ Exzellente Hochleistungs Mühlen.

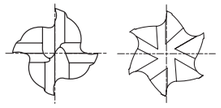

CARBIDE | 4&6 | 45° | DIN 6535HA | TiAlN p.C626

SHORT

Unit : mm

EDP No.	Mill Diameter	Shank Diameter	Length of Cut	Overall Length	No. of Flute
G9F45030	3.0	4	8	50	4
G9F45040	4.0	4	11	50	4
G9F45050	5.0	6	13	50	6
G9F45060	6.0	6	16	50	6
G9F45100	10.0	10	22	75	6
G9F45120	12.0	12	26	75	6
G9F45160	16.0	16	32	100	6
G9F45180	18.0	18	38	100	6
G9F45200	20.0	20	38	100	6

LONG

Unit : mm

EDP No.	Mill Diameter	Shank Diameter	Length of Cut	Overall Length	No. of Flute
G9F46120	12.0	12	50	100	6
G9F46160	16.0	16	65	150	6
G9F46200	20.0	20	70	150	6

Mill Dia. Tolerance(mm)	Shank Dia. Tolerance
0 ~ - 0.03	h5

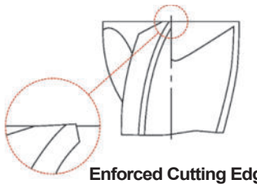

Enforced Cutting Edge

◎ : Excellent ○ : Good

ISO	P											M			K					
Material Description	Non-alloy steel					Low alloy steel				High alloyed steel, and tool steel		Stainless steel			Grey cast iron		Nodular cast iron		Malleable cast iron	
VDI 3323	1	2	3	4	5	6	7	8	9	10	11	12	13	14	15	16	17	18	19	20
HRc		13	25	28	32	10	29	32	38	15	35	15	23	10	10	26	3	25		21
HB	125	190	250	270	300	180	275	300	350	200	325	200	240	180	180	260	160	250	130	230
Recommend	○	○	○	○	○	○	○	○	◎	○	◎				○	○	○	○	○	○

ISO	N										S							H			
Material Description	Aluminum-wrought alloy		Aluminum-cast, alloyed			Copper and Copper Alloys (Bronze / Brass)			Non Metallic Materials		Heat Resistant Super Alloys					Titanium Alloys		Hardened steel		Chilled Cast Iron	Hardened Cast Iron
VDI 3323	21	22	23	24	25	26	27	28	29	30	31	32	33	34	35	36	37	38	39	40	41
HRc											15	30	25	38	34			55	60	42	55
HB	60	100	75	90	130	110	90	100			200	280	250	350	320	400 Rm	1050 Rm	550	630	400	550
Recommend																		○	○	○	○

K-2 END MILLS

FLAT SHANK **G9A42** SERIES

CARBIDE, MULTI FLUTE LONG LENGTH ROUGHING - COARSE

VOLLHARTMETALL, MEHRSCHNEIDEN LANG SCHRUPPFRÄSER - GROB
FRAISE CARBURE, MULTI-DENTS, ÉBAUCHE, PAS GROSSIER, LONGUE
3 - 4 - 5 TAGLIENTI, PER SGROSSATURA, SERIE LUNGA - BOMBATO GROSSO

- ▶ Suitable for dry milling applications at high temperatures.
- ▶ Excellent high-performance end mills.
- ▶ Fast chip ejection.
- ▶ Für die Trockenbearbeitung.
- ▶ Hervorragendes Preis - Leistungsverhältnis.
- ▶ Guter Spanauswurf.

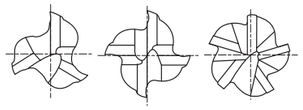

CARBIDE | NR | 3-5 | 30° | DIN 6535HB | C x 45° | X Coating p.C627

Unit : mm

EDP No.	Mill Diameter h10	Shank Diameter h5	Length of Cut	Overall Length	No. of Flute	Chamfer
G9A42060	6.0	6	16	57	3.00	0.60
G9A42080	8.0	8	16	63	3.00	0.60
G9A42100	10.0	10	22	72	4.00	0.60
G9A42120	12.0	12	26	83	4.00	0.74
G9A42140	14.0	14	26	83	4.00	0.94
G9A42160	16.0	16	32	92	4.00	0.94
G9A42180	18.0	18	32	92	4.00	0.94
G9A42200	20.0	20	38	104	4.00	0.94
G9A42250	25.0	25	45	121	5.00	0.94

Tolerances according to DIN 7160 & 7161

	Tolerance range in µm				
	Nominal-Diameter in mm				
	from 1 to 3	over 3 to 6	over 6 to 10	over 10 to 18	over 18 to 30
h10	0 - 40	0 - 48	0 - 58	0 - 70	0 - 84
h5	0 - 4	0 - 5	0 - 6	0 - 8	0 - 9

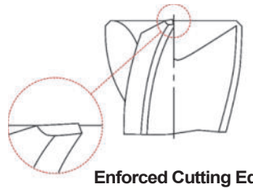

Enforced Cutting Edge

◎ : Excellent ○ : Good

ISO	P											M			K					
Material Description	Non-alloy steel					Low alloy steel				High alloyed steel, and tool steel		Stainless steel			Grey cast iron		Nodular cast iron		Malleable cast iron	
VDI 3323	1	2	3	4	5	6	7	8	9	10	11	12	13	14	15	16	17	18	19	20
HRc		13	25	28	32	10	29	32	38	15	35	15	23	10	10	26	3	25		21
HB	125	190	250	270	300	180	275	300	350	200	325	200	240	180	180	260	160	250	130	230
Recommend	◎	◎	◎	◎	◎	◎	◎	◎	◎	◎	◎	○	○	○	○	○	○	○	○	○

ISO	N										S							H			
Material Description	Aluminum-wrought alloy		Aluminum-cast, alloyed			Copper and Copper Alloys (Bronze / Brass)			Non Metallic Materials		Heat Resistant Super Alloys					Titanium Alloys		Hardened steel		Chilled Cast Iron	Hardened Cast Iron
VDI 3323	21	22	23	24	25	26	27	28	29	30	31	32	33	34	35	36	37	38	39	40	41
HRc											15	30	25	38	34			55	60	42	55
HB	60	100	75	90	130	110	90	100			200	280	250	350	320	400 Rm	1050 Rm	550	630	400	550
Recommend	○	○	○	○	○	○	○	○			○	○	○	○	○	○	○			○	

K-2 END MILLS

PLAIN SHANK **G9400** SERIES

CARBIDE, 2 FLUTE DRILL MILLS

VOLLHARTMETALL, 2 SCHNEIDEN BOHRNUTEN FRÄSER
FRAISE FORET CARBURE, 2 DENTS, MULTI-FONCTIONS
2 TAGLIENTI, FRESA IN MD A 90°

CARBIDE | YG STD | 2 | 30° | DIN 6535HA | TiAlN p.C628~C630

Unit : mm

EDP No.	Mill Diameter	Shank Diameter	Length of Cut	Overall Length
G9400030	3.0	4	6	50
G9400040	4.0	5	8	50
G9400050	5.0	6	10	50
G9400060	6.0	8	12	60
G9400080	8.0	10	16	70
G9400100	10.0	12	18	70
G9400120	12.0	12	20	70
G9400140	14.0	14	24	80
G9400160	16.0	16	26	80
G9400200	20.0	20	32	100

▶ TiN, TiCN and TiAlN Coatings are available on your request.

- Performs many drilling and milling operations that are not presently done with the standard end mill.
- Among the many vertical milling machine operations, applications for the Drill Mill are: Drilling, Slotting, NC Milling, Drilling & Slotting, Profile Milling and Chamfering.

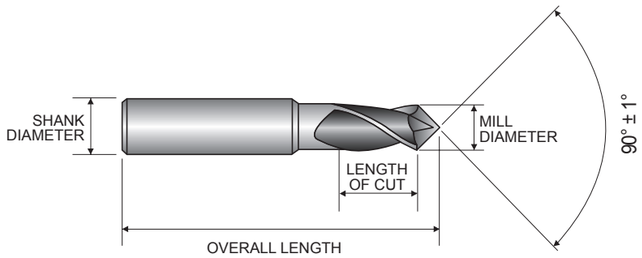

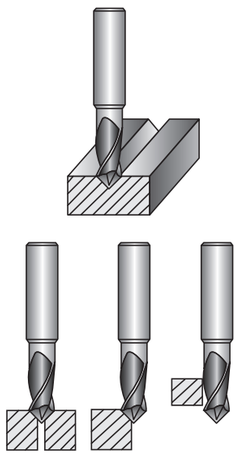

Mill Dia. Tolerance(mm)	Shank Dia. Tolerance
Ø3 ~ Ø10=h9 Ø12 ~ Ø20=d9	h5

◎ : Excellent ○ : Good

ISO	P											M			K					
Material Description	Non-alloy steel					Low alloy steel				High alloyed steel, and tool steel		Stainless steel			Grey cast iron		Nodular cast iron		Malleable cast iron	
VDI 3323	1	2	3	4	5	6	7	8	9	10	11	12	13	14	15	16	17	18	19	20
HRc		13	25	28	32	10	29	32	38	15	35	15	23	10	10	26	3	25		21
HB	125	190	250	270	300	180	275	300	350	200	325	200	240	180	180	260	160	250	130	230
Recommend	◎	◎	◎	◎	◎	◎	◎	◎	◎	◎	◎	○	○	○	○	○	○	○	○	○

ISO	N										S							H			
Material Description	Aluminum-wrought alloy		Aluminum-cast, alloyed			Copper and Copper Alloys (Bronze / Brass)			Non Metallic Materials		Heat Resistant Super Alloys					Titanium Alloys		Hardened steel		Chilled Cast Iron	Hardened Cast Iron
VDI 3323	21	22	23	24	25	26	27	28	29	30	31	32	33	34	35	36	37	38	39	40	41
HRc											15	30	25	38	34			55	60	42	55
HB	60	100	75	90	130	110	90	100			200	280	250	350	320	400 Rm	1050 Rm	550	630	400	550
Recommend	○	○	○	○	○																

K-2 END MILLS

RECOMMENDED CUTTING CONDITIONS
EMPFOHLENE SCHNEIDPARAMETER

G9624, G9A70, G9437, G9438, G9454, G9455 SERIES — 2 FLUTE BALL NOSE

Vc = m/min.
fz = mm/tooth
RPM = rev./min.
FEED = mm/min
Ap = mm

ISO	VDI 3323	Material Description	Ae	Parameter	Diameter (Ø) 2.0	3.0	4.0	5.0	6.0	8.0	10.0	12.0	14.0	16.0	18.0	20.0
P	1-4	Non-alloy steel	0.2D	Vc	80	105	110	125	135	155	170	190	200	205	215	225
				fz	0.026	0.025	0.035	0.045	0.06	0.089	0.122	0.15	0.165	0.18	0.188	0.201
				RPM	12732	11141	8754	7958	7162	6167	5411	5040	4547	4078	3802	3581
				FEED	662	557	613	716	859	1098	1320	1512	1501	1468	1430	1440
				Ap	0.2	0.2	0.2	0.2	0.2	0.3	0.3	0.3	0.3	0.3	0.3	0.3
	5		0.2D	Vc	55	80	90	95	110	125	135	150	160	160	170	175
				fz	0.023	0.023	0.031	0.04	0.06	0.08	0.1	0.12	0.128	0.141	0.148	0.158
				RPM	8754	8488	7162	6048	5836	4974	4297	3979	3638	3183	3006	2785
				FEED	403	390	444	484	700	796	859	955	931	898	890	880
				Ap	0.2	0.2	0.2	0.2	0.2	0.3	0.3	0.3	0.3	0.3	0.3	0.3
	6-7	Low alloy steel	0.2D	Vc	80	105	110	125	135	155	170	190	200	205	215	225
				fz	0.026	0.025	0.035	0.045	0.06	0.089	0.122	0.15	0.165	0.18	0.188	0.201
				RPM	12732	11141	8754	7958	7162	6167	5411	5040	4547	4078	3802	3581
				FEED	662	557	613	716	859	1098	1320	1512	1501	1468	1430	1440
				Ap	0.2	0.2	0.2	0.2	0.2	0.3	0.3	0.3	0.3	0.3	0.3	0.3
	8-9		0.2D	Vc	55	80	90	95	110	125	135	150	160	160	170	175
				fz	0.023	0.023	0.031	0.04	0.06	0.08	0.1	0.12	0.128	0.141	0.148	0.158
				RPM	8754	8488	7162	6048	5836	4974	4297	3979	3638	3183	3006	2785
				FEED	403	390	444	484	700	796	859	955	931	898	890	880
				Ap	0.2	0.2	0.2	0.2	0.2	0.3	0.3	0.3	0.3	0.3	0.3	0.3
	10	High alloyed steel, and tool steel	0.2D	Vc	80	105	110	125	135	155	170	190	200	205	215	225
				fz	0.026	0.025	0.035	0.045	0.06	0.089	0.122	0.15	0.165	0.18	0.188	0.201
				RPM	12732	11141	8754	7958	7162	6167	5411	5040	4547	4078	3802	3581
				FEED	662	557	613	716	859	1098	1320	1512	1501	1468	1430	1440
				Ap	0.2	0.2	0.2	0.2	0.2	0.3	0.3	0.3	0.3	0.3	0.3	0.3
	11.1 - 11.2		0.2D	Vc	55	80	90	95	110	125	135	150	160	160	170	175
				fz	0.023	0.023	0.031	0.04	0.06	0.08	0.1	0.12	0.128	0.141	0.148	0.158
				RPM	8754	8488	7162	6048	5836	4974	4297	3979	3638	3183	3006	2785
				FEED	403	390	444	484	700	796	859	955	931	898	890	880
				Ap	0.2	0.2	0.2	0.2	0.2	0.3	0.3	0.3	0.3	0.3	0.3	0.3
K	15-20	Grey cast iron Nodular cast iron Malleable cast iron	0.7D	Vc	65	65	65	65	65	65	65	65	60	65	60	65
				fz	0.01	0.016	0.028	0.04	0.053	0.092	0.112	0.131	0.164	0.177	0.209	0.2
				RPM	10345	6897	5173	4138	3448	2586	2069	1724	1364	1293	1061	1035
				FEED	207	221	290	331	366	476	463	452	447	458	444	414
				Ap	0.3	0.3	0.3	0.3	0.3	0.3	0.3	0.3	0.3	0.3	0.3	0.3
N	21~22	Aluminum-wrought alloy	0.7D	Vc	195	195	195	190	195	200	195	195	190	195	190	185
				fz	0.006	0.01	0.013	0.019	0.023	0.034	0.044	0.061	0.073	0.07	0.079	0.092
				RPM	31035	20690	15518	12096	10345	7958	6207	5173	4320	3879	3360	2944
				FEED	372	414	403	460	476	541	546	631	631	543	531	542
				Ap	0.3	0.3	0.3	0.3	0.3	0.3	0.3	0.3	0.3	0.3	0.3	0.3
	23~25	Aluminum-cast, alloyed	0.7D	Vc	195	195	195	190	195	200	195	195	190	195	190	185
				fz	0.006	0.01	0.013	0.019	0.023	0.034	0.044	0.061	0.073	0.07	0.079	0.092
				RPM	31035	20690	15518	12096	10345	7958	6207	5173	4320	3879	3360	2944
				FEED	372	414	403	460	476	541	546	631	631	543	531	542
				Ap	0.3	0.3	0.3	0.3	0.3	0.3	0.3	0.3	0.3	0.3	0.3	0.3
H	38.1	Hardened steel	0.2D	Vc	25	35	45	50	50	50	55	55	55	60	60	60
				fz	0.016	0.016	0.021	0.024	0.03	0.046	0.054	0.07	0.081	0.091	0.1	0.111
				RPM	3979	3714	3581	3183	2653	1989	1751	1459	1251	1194	1061	955
				FEED	127	119	150	153	159	183	189	204	203	217	212	212
				Ap	0.2	0.2	0.2	0.2	0.2	0.3	0.3	0.3	0.3	0.3	0.3	0.3
	40	Chilled Cast Iron	0.2D	Vc	55	80	90	95	110	125	135	150	160	160	170	175
				fz	0.023	0.023	0.031	0.04	0.06	0.08	0.1	0.12	0.128	0.141	0.148	0.158
				RPM	8754	8488	7162	6048	5836	4974	4297	3979	3638	3183	3006	2785
				FEED	403	390	444	484	700	796	859	955	931	898	890	880
				Ap	0.2	0.2	0.2	0.2	0.2	0.3	0.3	0.3	0.3	0.3	0.3	0.3

※ The FEED, in long & extra long types, should be reduced by around 50%

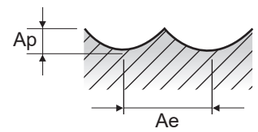

K-2 END MILLS

RECOMMENDED CUTTING CONDITIONS
EMPFOHLENE SCHNEIDPARAMETER

G9B81 SERIES 2 FLUTE BALL NOSE

Vc = m/min.
fz = mm/tooth
RPM = rev./min.
FEED = mm/min
Ap = mm

ISO	VDI 3323	Material Description	Parameter	Diameter (Ø) 0.4	0.5	0.6	0.8	1.0
P	1-4	Non-alloy steel	Vc	33~43	41~53	50~64	66~85	77~97
			fz	0.003~0.006	0.003~0.006	0.004~0.008	0.004~0.008	0.004~0.010
			RPM	26350~34000	26350~34000	26350~34000	26350~34000	24650~31000
			FEED	150~415	150~415	190~535	190~535	210~595
			Ap	0.018~0.036	0.023~0.045	0.027~0.054	0.036~0.072	0.045~0.090
	5		Vc	24~30	30~38	36~46	48~61	55~69
			fz	0.002~0.005	0.002~0.005	0.002~0.006	0.002~0.006	0.003~0.007
			RPM	19100~24200	19100~24200	19100~24200	19100~24200	17400~22100
			FEED	75~230	75~230	95~300	95~300	105~330
			Ap	0.018~0.036	0.023~0.045	0.027~0.054	0.036~0.072	0.045~0.090
	6-7	Low alloy steel	Vc	33~43	41~53	50~64	66~85	77~97
			fz	0.003~0.006	0.003~0.006	0.004~0.008	0.004~0.008	0.004~0.010
			RPM	26350~34000	26350~34000	26350~34000	26350~34000	24650~31000
			FEED	150~415	150~415	190~535	190~535	210~595
			Ap	0.018~0.036	0.023~0.045	0.027~0.054	0.036~0.072	0.045~0.090
	8-9		Vc	24~30	30~38	36~46	48~61	55~69
			fz	0.002~0.005	0.002~0.005	0.002~0.006	0.002~0.006	0.003~0.007
			RPM	19100~24200	19100~24200	19100~24200	19100~24200	17400~22100
			FEED	75~230	75~230	95~300	95~300	105~330
			Ap	0.018~0.036	0.023~0.045	0.027~0.054	0.036~0.072	0.045~0.090
	10	High alloyed steel, and tool steel	Vc	33~43	41~53	50~64	66~85	77~97
			fz	0.003~0.006	0.003~0.006	0.004~0.008	0.004~0.008	0.004~0.010
			RPM	26350~34000	26350~34000	26350~34000	26350~34000	24650~31000
			FEED	150~415	150~415	190~535	190~535	210~595
			Ap	0.018~0.036	0.023~0.045	0.027~0.054	0.036~0.072	0.045~0.090
	11.1 - 11.2		Vc	24~30	30~38	36~46	48~61	55~69
			fz	0.002~0.005	0.002~0.005	0.002~0.006	0.002~0.006	0.003~0.007
			RPM	19100~24200	19100~24200	19100~24200	19100~24200	17400~22100
			FEED	75~230	75~230	95~300	95~300	105~330
			Ap	0.018~0.036	0.023~0.045	0.027~0.054	0.036~0.072	0.045~0.090

※ The FEED, in long & extra long types, should be reduced by around 50%

▶ NEXT PAGE

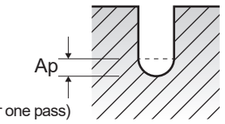

(Depth of cut per one pass)

K-2 END MILLS
RECOMMENDED CUTTING CONDITIONS
EMPFOHLENE SCHNEIDPARAMETER
G9B81 SERIES 2 FLUTE BALL NOSE
Vc = m/min.
fz = mm/tooth
RPM = rev./min.
FEED = mm/min
Ap = mm

VDI 3323	Parameter	Diameter (Ø) 1.2	1.4	1.5	1.6	1.8	2.0	3.0	4.0
1-4	Vc	77~98	79~97	75~97	78~101	82~103	82~101	85~104	90~117
	fz	0.005~0.013	0.006~0.015	0.007~0.016	0.007~0.017	0.007~0.018	0.008~0.021	0.012~0.030	0.015~0.036
	RPM	20500~26000	18000~22000	16000~20500	15500~20000	14500~18200	13000~16000	9000~11000	7200~9350
	FEED	210~665	210~665	210~665	210~665	210~665	210~665	210~665	210~665
	Ap	0.055~0.100	0.062~0.125	0.070~0.135	0.075~0.145	0.080~0.160	0.090~0.180	0.135~0.270	0.180~0.360
5	Vc	55~69	56~67	54~70	56~70	58~72	59~72	57~108	63~83
	fz	0.004~0.009	0.004~0.011	0.005~0.011	0.005~0.012	0.005~0.013	0.006~0.014	0.009~0.014	0.011~0.025
	RPM	14500~18300	12800~15300	11500~14900	11200~14000	10200~12800	9400~11500	6000~11500	5000~6600
	FEED	105~330	105~330	105~330	105~330	105~330	105~330	105~330	105~330
	Ap	0.055~0.100	0.062~0.125	0.070~0.135	0.075~0.145	0.080~0.160	0.090~0.180	0.135~0.270	0.180~0.360
6-7	Vc	77~98	79~97	75~97	78~101	82~103	82~101	85~104	90~117
	fz	0.005~0.013	0.006~0.015	0.007~0.016	0.007~0.017	0.007~0.018	0.008~0.021	0.012~0.030	0.015~0.036
	RPM	20500~26000	18000~22000	16000~20500	15500~20000	14500~18200	13000~16000	9000~11000	7200~9350
	FEED	210~665	210~665	210~665	210~665	210~665	210~665	210~665	210~665
	Ap	0.055~0.100	0.062~0.125	0.070~0.135	0.075~0.145	0.080~0.160	0.090~0.180	0.135~0.270	0.180~0.360
8-9	Vc	55~69	56~67	54~70	56~70	58~72	59~72	57~108	63~83
	fz	0.004~0.009	0.004~0.011	0.005~0.011	0.005~0.012	0.005~0.013	0.006~0.014	0.009~0.014	0.011~0.025
	RPM	14500~18300	12800~15300	11500~14900	11200~14000	10200~12800	9400~11500	6000~11500	5000~6600
	FEED	105~330	105~330	105~330	105~330	105~330	105~330	105~330	105~330
	Ap	0.055~0.100	0.062~0.125	0.070~0.135	0.075~0.145	0.080~0.160	0.090~0.180	0.135~0.270	0.180~0.360
10	Vc	77~98	79~97	75~97	78~101	82~103	82~101	85~104	90~117
	fz	0.005~0.013	0.006~0.015	0.007~0.016	0.007~0.017	0.007~0.018	0.008~0.021	0.012~0.030	0.015~0.036
	RPM	20500~26000	18000~22000	16000~20500	15500~20000	14500~18200	13000~16000	9000~11000	7200~9350
	FEED	210~665	210~665	210~665	210~665	210~665	210~665	210~665	210~665
	Ap	0.055~0.100	0.062~0.125	0.070~0.135	0.075~0.145	0.080~0.160	0.090~0.180	0.135~0.270	0.180~0.360
11.1 - 11.2	Vc	55~69	56~67	54~70	56~70	58~72	59~72	57~108	63~83
	fz	0.004~0.009	0.004~0.011	0.005~0.011	0.005~0.012	0.005~0.013	0.006~0.014	0.009~0.014	0.011~0.025
	RPM	14500~18300	12800~15300	11500~14900	11200~14000	10200~12800	9400~11500	6000~11500	5000~6600
	FEED	105~330	105~330	105~330	105~330	105~330	105~330	105~330	105~330
	Ap	0.055~0.100	0.062~0.125	0.070~0.135	0.075~0.145	0.080~0.160	0.090~0.180	0.135~0.270	0.180~0.360

※ The FEED, in long & extra long types, should be reduced by around 50%

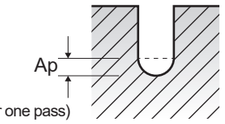

(Depth of cut per one pass)

K-2 END MILLS

RECOMMENDED CUTTING CONDITIONS
EMPFOHLENE SCHNEIDPARAMETER

G9634 SERIES — 4 FLUTE BALL NOSE

Vc = m/min.
fz = mm/tooth
RPM = rev./min.
FEED = mm/min
Ap = mm

ISO	VDI 3323	Material Description	Ae	Parameter	Diameter (Ø) 2.0	3.0	4.0	5.0	6.0	8.0	10.0	12.0	14.0	16.0	18.0	20.0
P	1-4	Non-alloy steel	0.2D	Vc	85	110	110	125	135	155	170	190	200	205	215	225
				fz	0.013	0.019	0.027	0.033	0.046	0.068	0.089	0.112	0.124	0.136	0.14	0.15
				RPM	13528	11671	8754	7958	7162	6167	5411	5040	4547	4078	3802	3581
				FEED	703	887	945	1050	1318	1677	1926	2258	2255	2219	2129	2149
				Ap	0.2	0.2	0.2	0.2	0.2	0.3	0.3	0.3	0.3	0.3	0.3	0.3
	5		0.2D	Vc	65	80	90	95	110	125	135	150	160	160	170	175
				fz	0.01	0.017	0.024	0.03	0.046	0.06	0.076	0.089	0.099	0.108	0.111	0.119
				RPM	10345	8488	7162	6048	5836	4974	4297	3979	3638	3183	3006	2785
				FEED	414	577	688	726	1074	1194	1306	1416	1441	1375	1335	1326
				Ap	0.2	0.2	0.2	0.2	0.2	0.3	0.3	0.3	0.3	0.3	0.3	0.3
	6-7	Low alloy steel	0.2D	Vc	85	110	110	125	135	155	170	190	200	205	215	225
				fz	0.013	0.019	0.027	0.033	0.046	0.068	0.089	0.112	0.124	0.136	0.14	0.15
				RPM	13528	11671	8754	7958	7162	6167	5411	5040	4547	4078	3802	3581
				FEED	703	887	945	1050	1318	1677	1926	2258	2255	2219	2129	2149
				Ap	0.2	0.2	0.2	0.2	0.2	0.3	0.3	0.3	0.3	0.3	0.3	0.3
	8-9		0.2D	Vc	65	80	90	95	110	125	135	150	160	160	170	175
				fz	0.01	0.017	0.024	0.03	0.046	0.06	0.076	0.089	0.099	0.108	0.111	0.119
				RPM	10345	8488	7162	6048	5836	4974	4297	3979	3638	3183	3006	2785
				FEED	414	577	688	726	1074	1194	1306	1416	1441	1375	1335	1326
				Ap	0.2	0.2	0.2	0.2	0.2	0.3	0.3	0.3	0.3	0.3	0.3	0.3
	10	High alloyed steel, and tool steel	0.2D	Vc	85	110	110	125	135	155	170	190	200	205	215	225
				fz	0.013	0.019	0.027	0.033	0.046	0.068	0.089	0.112	0.124	0.136	0.14	0.15
				RPM	13528	11671	8754	7958	7162	6167	5411	5040	4547	4078	3802	3581
				FEED	703	887	945	1050	1318	1677	1926	2258	2255	2219	2129	2149
				Ap	0.2	0.2	0.2	0.2	0.2	0.3	0.3	0.3	0.3	0.3	0.3	0.3
	11.1 - 11.2		0.2D	Vc	65	80	90	95	110	125	135	150	160	160	170	175
				fz	0.01	0.017	0.024	0.03	0.046	0.06	0.076	0.089	0.099	0.108	0.111	0.119
				RPM	10345	8488	7162	6048	5836	4974	4297	3979	3638	3183	3006	2785
				FEED	414	577	688	726	1074	1194	1306	1416	1441	1375	1335	1326
				Ap	0.2	0.2	0.2	0.2	0.2	0.3	0.3	0.3	0.3	0.3	0.3	0.3
K	15-20	Grey cast iron Nodular cast iron Malleable cast iron	0.7D	Vc	65	65	65	65	65	65	65	65	60	65	60	65
				fz	0.008	0.012	0.021	0.03	0.04	0.068	0.083	0.097	0.125	0.135	0.159	0.15
				RPM	10345	6897	5173	4138	3448	2586	2069	1724	1364	1293	1061	1035
				FEED	331	331	434	497	552	703	687	669	682	698	675	621
				Ap	0.3	0.3	0.3	0.3	0.3	0.3	0.3	0.3	0.3	0.3	0.3	0.3
N	21~22	Aluminum-wrought alloy	0.7D	Vc	195	195	195	190	195	200	195	195	190	195	190	185
				fz	0.005	0.007	0.01	0.015	0.017	0.026	0.033	0.046	0.055	0.053	0.06	0.069
				RPM	31035	20690	15518	12096	10345	7958	6207	5173	4320	3879	3360	2944
				FEED	621	579	621	726	703	828	819	952	950	822	806	813
				Ap	0.3	0.3	0.3	0.3	0.3	0.3	0.3	0.3	0.3	0.3	0.3	0.3
	23~25	Aluminum-cast, alloyed	0.7D	Vc	195	195	195	190	195	200	195	195	190	195	190	185
				fz	0.005	0.007	0.01	0.015	0.017	0.026	0.033	0.046	0.055	0.053	0.06	0.069
				RPM	31035	20690	15518	12096	10345	7958	6207	5173	4320	3879	3360	2944
				FEED	621	579	621	726	703	828	819	952	950	822	806	813
				Ap	0.3	0.3	0.3	0.3	0.3	0.3	0.3	0.3	0.3	0.3	0.3	0.3
H	38.1	Hardened steel	0.2D	Vc	25	35	45	50	50	55	55	55	55	55	60	60
				fz	0.008	0.012	0.016	0.019	0.022	0.034	0.041	0.053	0.062	0.073	0.076	0.084
				RPM	3979	3714	3581	3183	2653	2188	1751	1459	1251	1094	1061	955
				FEED	127	178	229	242	233	298	287	309	310	320	323	321
				Ap	0.2	0.2	0.2	0.2	0.2	0.3	0.3	0.3	0.3	0.3	0.3	0.3
	40	Chilled Cast Iron	0.2D	Vc	65	80	90	95	110	125	135	150	160	160	170	175
				fz	0.01	0.017	0.024	0.03	0.046	0.06	0.076	0.089	0.099	0.108	0.111	0.119
				RPM	10345	8488	7162	6048	5836	4974	4297	3979	3638	3183	3006	2785
				FEED	414	577	688	726	1074	1194	1306	1416	1441	1375	1335	1326
				Ap	0.2	0.2	0.2	0.2	0.2	0.3	0.3	0.3	0.3	0.3	0.3	0.3

※ The FEED, in long & extra long types, should be reduced by around 50%

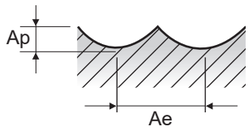

K-2 END MILLS
RECOMMENDED CUTTING CONDITIONS
EMPFOHLENE SCHNEIDPARAMETER

G9B82, G9B83 SERIES — 2 FLUTE CORNER RADIUS - SLOTTING

Vc = m/min.
fz = mm/tooth
RPM = rev./min.
FEED = mm/min.

ISO	VDI 3323	Material Description	Ae	Ap	Parameter	Diameter (Ø) 2.0	3.0	4.0	5.0	6.0	8.0	10.0	12.0
P	1-4	Non-alloy steel	1.0D	0.5D (Up to Ø3 : 0.2D)	Vc	50	55	65	70	70	70	70	70
					fz	0.01	0.015	0.025	0.031	0.039	0.057	0.064	0.065
					RPM	7958	5836	5173	4456	3714	2785	2228	1857
					FEED	159	175	259	276	290	318	285	241
	5		1.0D	0.5D (Up to Ø3 : 0.2D)	Vc	30	35	40	40	45	45	40	45
					fz	0.01	0.016	0.025	0.031	0.041	0.05	0.05	0.048
					RPM	4775	3714	3183	2546	2387	1790	1273	1194
					FEED	95	119	159	158	196	179	127	115
	6-7	Low alloy steel	1.0D	0.5D (Up to Ø3 : 0.2D)	Vc	50	55	65	70	70	70	70	70
					fz	0.01	0.015	0.025	0.031	0.039	0.057	0.064	0.065
					RPM	7958	5836	5173	4456	3714	2785	2228	1857
					FEED	159	175	259	276	290	318	285	241
	8-9		1.0D	0.5D (Up to Ø3 : 0.2D)	Vc	30	35	40	40	45	45	40	45
					fz	0.01	0.016	0.025	0.031	0.041	0.05	0.05	0.048
					RPM	4775	3714	3183	2546	2387	1790	1273	1194
					FEED	95	119	159	158	196	179	127	115
	10	High alloyed steel, and tool steel	1.0D	0.5D (Up to Ø3 : 0.2D)	Vc	50	55	65	70	70	70	70	70
					fz	0.01	0.015	0.025	0.031	0.039	0.057	0.064	0.065
					RPM	7958	5836	5173	4456	3714	2785	2228	1857
					FEED	159	175	259	276	290	318	285	241
	11.1 - 11.2		1.0D	0.5D (Up to Ø3 : 0.2D)	Vc	30	35	40	40	45	45	40	45
					fz	0.01	0.016	0.025	0.031	0.041	0.05	0.05	0.048
					RPM	4775	3714	3183	2546	2387	1790	1273	1194
					FEED	95	119	159	158	196	179	127	115
M	14.1	Stainless steel	1.0D	0.5D (Up to Ø3 : 0.2D)	Vc	25	30	35	35	35	35	35	35
					fz	0.009	0.016	0.025	0.031	0.04	0.053	0.059	0.058
					RPM	3979	3183	2785	2228	1857	1393	1114	928
					FEED	72	102	139	138	149	148	131	108
K	15-20	Grey cast iron Nodular cast iron Malleable cast iron	1.0D	1.0D	Vc	60	55	60	55	55	55	60	55
					fz	0.012	0.018	0.024	0.03	0.043	0.063	0.077	0.102
					RPM	9549	5836	4775	3501	2918	2188	1910	1459
					FEED	229	210	229	210	251	276	294	298
N	21~22	Aluminum-wrought alloy	1.0D	1.0D	Vc	140	145	140	145	145	145	145	140
					fz	0.01	0.015	0.021	0.025	0.032	0.043	0.053	0.065
					RPM	22282	15385	11141	9231	7692	5769	4615	3714
					FEED	446	462	468	462	492	496	489	483
	23~25	Aluminum-cast, alloyed	1.0D	1.0D	Vc	140	145	140	145	145	145	145	140
					fz	0.01	0.015	0.021	0.025	0.032	0.043	0.053	0.065
					RPM	22282	15385	11141	9231	7692	5769	4615	3714
					FEED	446	462	468	462	492	496	489	483
	26-28	Copper and Copper Alloys (Bronze / Brass)	1.0D	1.0D	Vc	105	105	110	105	105	110	105	105
					fz	0.01	0.015	0.019	0.025	0.033	0.043	0.055	0.066
					RPM	16711	11141	8754	6685	5570	4377	3342	2785
					FEED	334	334	333	334	368	376	368	368
	29.1	Non Metallic Materials	1.0D	1.0D	Vc	105	105	110	105	105	110	105	105
					fz	0.01	0.015	0.019	0.025	0.033	0.043	0.055	0.066
					RPM	16711	11141	8754	6685	5570	4377	3342	2785
					FEED	334	334	333	334	368	376	368	368
H	40	Chilled Cast Iron	1.0D	1.0D	Vc	30	35	40	40	45	45	40	45
					fz	0.01	0.016	0.025	0.031	0.041	0.05	0.05	0.048
					RPM	4775	3714	3183	2546	2387	1790	1273	1194
					FEED	95	119	159	158	196	179	127	115

※ The FEED, in long & extra long types, should be reduced by around 50%

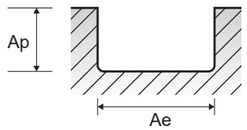

CARBIDE
HSS
CBN END MILLS
i-Xmill END MILLS
i-SMART MODULAR END MILLS
X1-EH END MILLS
X5070 END MILLS
4G MILL END MILLS
X-POWER PRO END MILLS
TitaNox-POWER END MILLS
JET-POWER END MILLS
V7 PLUS END MILLS
ALU-POWER HPC END MILLS
ALU-POWER END MILLS
D-POWER GRAPHITE END MILLS
CRX S END MILLS
K-2 END MILLS
ONLY ONE COATED PM60 END MILLS
TANK POWER END MILLS
GENERAL HSS END MILLS
MILLING CUTTERS

K-2 END MILLS

RECOMMENDED CUTTING CONDITIONS
EMPFOHLENE SCHNEIDPARAMETER

G9B84, G9B85 SERIES — 4 FLUTE CORNER RADIUS - SIDE CUTTING

Vc = m/min.
fz = mm/tooth
RPM = rev./min.
FEED = mm/min.

ISO	VDI 3323	Material Description	Ae	Ap	Parameter	Diameter (Ø) 1.0	1.5	2.0	3.0	4.0	5.0	6.0	8.0	10.0	12.0
P	1-4	Non-alloy steel	0.1D	1.0D	Vc	55	55	60	70	80	85	90	90	85	90
					fz	0.002	0.005	0.006	0.009	0.019	0.024	0.029	0.043	0.047	0.047
					RPM	17507	11671	9549	7427	6366	5411	4775	3581	2706	2387
					FEED	140	233	229	267	484	519	554	616	509	449
	5		0.1D	1.0D	Vc	30	35	40	45	50	50	55	55	55	55
					fz	0.002	0.004	0.006	0.009	0.019	0.024	0.031	0.038	0.038	0.037
					RPM	9549	7427	6366	4775	3979	3183	2918	2188	1751	1459
					FEED	76	119	153	172	302	306	362	333	266	216
	6-7	Low alloy steel	0.1D	1.0D	Vc	55	55	60	70	80	85	90	90	85	90
					fz	0.002	0.005	0.006	0.009	0.019	0.024	0.029	0.043	0.047	0.047
					RPM	17507	11671	9549	7427	6366	5411	4775	3581	2706	2387
					FEED	140	233	229	267	484	519	554	616	509	449
	8-9		0.1D	1.0D	Vc	30	35	40	45	50	50	55	55	55	55
					fz	0.002	0.004	0.006	0.009	0.019	0.024	0.031	0.038	0.038	0.037
					RPM	9549	7427	6366	4775	3979	3183	2918	2188	1751	1459
					FEED	76	119	153	172	302	306	362	333	266	216
	10	High alloyed steel, and tool steel	0.1D	1.0D	Vc	55	55	60	70	80	85	90	90	85	90
					fz	0.002	0.005	0.006	0.009	0.019	0.024	0.029	0.043	0.047	0.047
					RPM	17507	11671	9549	7427	6366	5411	4775	3581	2706	2387
					FEED	140	233	229	267	484	519	554	616	509	449
	11.1 - 11.2		0.1D	1.0D	Vc	30	35	40	45	50	50	55	55	55	55
					fz	0.002	0.004	0.006	0.009	0.019	0.024	0.031	0.038	0.038	0.037
					RPM	9549	7427	6366	4775	3979	3183	2918	2188	1751	1459
					FEED	76	119	153	172	302	306	362	333	266	216
M	14.1	Stainless steel	0.1D	1.0D	Vc	25	35	35	35	40	40	45	45	45	45
					fz	0.002	0.004	0.006	0.009	0.018	0.024	0.029	0.042	0.044	0.045
					RPM	7958	7427	5570	3714	3183	2546	2387	1790	1432	1194
					FEED	64	119	134	134	229	244	277	301	252	215
K	15-20	Grey cast iron Nodular cast iron Malleable cast iron	0.1D	1.5D	Vc	60	55	60	55	60	55	55	55	60	55
					fz	0.008	0.013	0.017	0.026	0.035	0.044	0.065	0.093	0.116	0.155
					RPM	19099	11671	9549	5836	4775	3501	2918	2188	1910	1459
					FEED	611	607	649	607	668	616	759	814	886	905
N	21~22	Aluminum-wrought alloy	0.1D	1.5D	Vc	140	130	140	145	140	145	145	145	145	140
					fz	0.006	0.011	0.015	0.021	0.03	0.036	0.047	0.063	0.078	0.095
					RPM	44563	27587	22282	15385	11141	9231	7692	5769	4615	3714
					FEED	1070	1214	1337	1292	1337	1329	1446	1454	1440	1411
	23~25	Aluminum-cast, alloyed	0.1D	1.5D	Vc	140	130	140	145	140	145	145	145	145	140
					fz	0.006	0.011	0.015	0.021	0.03	0.036	0.047	0.063	0.078	0.095
					RPM	44563	27587	22282	15385	11141	9231	7692	5769	4615	3714
					FEED	1070	1214	1337	1292	1337	1329	1446	1454	1440	1411
	26-28	Copper and Copper Alloys (Bronze / Brass)	0.1D	1.5D	Vc	80	95	105	105	110	105	105	110	105	105
					fz	0.006	0.011	0.016	0.024	0.029	0.038	0.048	0.063	0.081	0.096
					RPM	25465	20160	16711	11141	8754	6685	5570	4377	3342	2785
					FEED	611	887	1070	1070	1015	1016	1070	1103	1083	1070
	29.1	Non Metallic Materials	0.1D	1.5D	Vc	80	95	105	105	110	105	105	110	105	105
					fz	0.006	0.011	0.016	0.024	0.029	0.038	0.048	0.063	0.081	0.096
					RPM	25465	20160	16711	11141	8754	6685	5570	4377	3342	2785
					FEED	611	887	1070	1070	1015	1016	1070	1103	1083	1070
H	40	Chilled Cast Iron	0.1D	1.0D	Vc	30	35	40	45	50	50	55	55	55	55
					fz	0.002	0.004	0.006	0.009	0.019	0.024	0.031	0.038	0.038	0.037
					RPM	9549	7427	6366	4775	3979	3183	2918	2188	1751	1459
					FEED	76	119	153	172	302	306	362	333	266	216

※ The FEED, in long & extra long types, should be reduced by around 50%

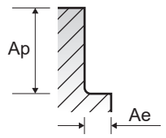

K-2 END MILLS
RECOMMENDED CUTTING CONDITIONS
EMPFOHLENE SCHNEIDPARAMETER

G9424, G9G44, G9A68, G9444, G9527, G9445, G9G45, G9452 SERIES — 2 FLUTE - SLOTTING

Vc = m/min.
fz = mm/tooth
RPM = rev./min.
FEED = mm/min.

ISO	VDI 3323	Material Description	Ae	Ap	Parameter	Diameter (Ø) 1.0	1.5	2.0	3.0	4.0	5.0	6.0	8.0	10.0	12.0	14.0	16.0	20.0
P	1-4	Non-alloy steel	1.0D	0.5D (Up to Ø3 : 0.2D)	Vc	45	45	50	55	65	70	70	70	70	70	75	75	70
					fz	0.004	0.008	0.01	0.015	0.025	0.031	0.039	0.057	0.064	0.065	0.063	0.062	0.063
					RPM	14324	9549	7958	5836	5173	4456	3714	2785	2228	1857	1705	1492	1114
					FEED	115	153	159	175	259	276	290	318	285	241	215	185	140
	5		1.0D	0.5D (Up to Ø3 : 0.2D)	Vc	25	25	30	35	40	40	45	45	40	45	45	50	45
					fz	0.004	0.008	0.01	0.016	0.025	0.031	0.041	0.05	0.05	0.048	0.048	0.05	0.05
					RPM	7958	5305	4775	3714	3183	2546	2387	1790	1273	1194	1023	995	716
					FEED	64	85	95	119	159	158	196	179	127	115	98	99	72
	6-7	Low alloy steel	1.0D	0.5D (Up to Ø3 : 0.2D)	Vc	45	45	50	55	65	70	70	70	70	70	75	75	70
					fz	0.004	0.008	0.01	0.015	0.025	0.031	0.039	0.057	0.064	0.065	0.063	0.062	0.063
					RPM	14324	9549	7958	5836	5173	4456	3714	2785	2228	1857	1705	1492	1114
					FEED	115	153	159	175	259	276	290	318	285	241	215	185	140
	8-9		1.0D	0.5D (Up to Ø3 : 0.2D)	Vc	25	25	30	35	40	40	45	45	40	45	45	50	45
					fz	0.004	0.008	0.01	0.016	0.025	0.031	0.041	0.05	0.05	0.048	0.048	0.05	0.05
					RPM	7958	5305	4775	3714	3183	2546	2387	1790	1273	1194	1023	995	716
					FEED	64	85	95	119	159	158	196	179	127	115	98	99	72
	10	High alloyed steel, and tool steel	1.0D	0.5D (Up to Ø3 : 0.2D)	Vc	45	45	50	55	65	70	70	70	70	70	75	75	70
					fz	0.004	0.008	0.01	0.015	0.025	0.031	0.039	0.057	0.064	0.065	0.063	0.062	0.063
					RPM	14324	9549	7958	5836	5173	4456	3714	2785	2228	1857	1705	1492	1114
					FEED	115	153	159	175	259	276	290	318	285	241	215	185	140
	11.1 - 11.2		1.0D	0.5D (Up to Ø3 : 0.2D)	Vc	25	25	30	35	40	40	45	45	40	45	45	50	45
					fz	0.004	0.008	0.01	0.016	0.025	0.031	0.041	0.05	0.05	0.048	0.048	0.05	0.05
					RPM	7958	5305	4775	3714	3183	2546	2387	1790	1273	1194	1023	995	716
					FEED	64	85	95	119	159	158	196	179	127	115	98	99	72
M	14.1	Stainless steel	1.0D	0.5D (Up to Ø3 : 0.2D)	Vc	20	25	25	30	35	35	35	35	35	35	35	35	35
					fz	0.003	0.007	0.009	0.016	0.025	0.031	0.04	0.053	0.059	0.058	0.059	0.068	0.064
					RPM	6366	5305	3979	3183	2785	2228	1857	1393	1114	928	796	696	557
					FEED	38	74	72	102	139	138	149	148	131	108	94	95	71
K	15-20	Grey cast iron Nodular cast iron Malleable cast iron	1.0D	1.0D	Vc	60	55	60	55	60	55	55	55	60	55	55	55	55
					fz	0.005	0.008	0.012	0.018	0.024	0.03	0.043	0.063	0.077	0.102	0.119	0.145	0.189
					RPM	19099	11671	9549	5836	4775	3501	2918	2188	1910	1459	1251	1094	875
					FEED	191	187	229	210	229	210	251	276	294	298	298	317	331
N	21~22	Aluminum-wrought alloy	1.0D	1.0D	Vc	140	130	140	145	140	145	145	145	145	140	145	145	140
					fz	0.004	0.007	0.01	0.015	0.021	0.025	0.032	0.043	0.053	0.065	0.073	0.085	0.11
					RPM	44563	27587	22282	15385	11141	9231	7692	5769	4615	3714	3297	2885	2228
					FEED	357	386	446	462	468	462	492	496	489	483	481	490	490
	23~25	Aluminum-cast, alloyed	1.0D	1.0D	Vc	140	130	140	145	140	145	145	145	145	140	145	145	140
					fz	0.004	0.007	0.01	0.015	0.021	0.025	0.032	0.043	0.053	0.065	0.073	0.085	0.11
					RPM	44563	27587	22282	15385	11141	9231	7692	5769	4615	3714	3297	2885	2228
					FEED	357	386	446	462	468	462	492	496	489	483	481	490	490
	26-28	Copper and Copper Alloys (Bronze / Brass)	1.0D	1.0D	Vc	80	95	105	105	110	105	105	110	105	105	105	110	105
					fz	0.004	0.007	0.01	0.015	0.019	0.025	0.033	0.043	0.055	0.066	0.078	0.085	0.11
					RPM	25465	20160	16711	11141	8754	6685	5570	4377	3342	2785	2387	2188	1671
					FEED	204	282	334	334	333	334	368	376	368	368	372	372	368
	29.1	Non Metallic Materials	1.0D	1.0D	Vc	80	95	105	105	110	105	105	110	105	105	105	110	105
					fz	0.004	0.007	0.01	0.015	0.019	0.025	0.033	0.043	0.055	0.066	0.078	0.085	0.11
					RPM	25465	20160	16711	11141	8754	6685	5570	4377	3342	2785	2387	2188	1671
					FEED	204	282	334	334	333	334	368	376	368	368	372	372	368
H	40	Chilled Cast Iron	1.0D	0.5D (Up to Ø3 : 0.2D)	Vc	25	25	30	35	40	40	45	45	40	45	45	50	45
					fz	0.004	0.008	0.01	0.016	0.025	0.031	0.041	0.05	0.05	0.048	0.048	0.05	0.05
					RPM	7958	5305	4775	3714	3183	2546	2387	1790	1273	1194	1023	995	716
					FEED	64	85	95	119	159	158	196	179	127	115	98	99	72

※ The FEED, in long & extra long types, should be reduced by around 50%

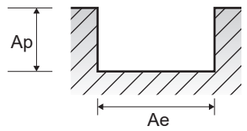

CARBIDE
HSS
CBN END MILLS
i-Xmill END MILLS
i-SMART MODULAR END MILLS
X1-EH END MILLS
X5070 END MILLS
4G MILL END MILLS
X-POWER PRO END MILLS
TitaNox-POWER END MILLS
JET-POWER END MILLS
V7 PLUS END MILLS
ALU-POWER HPC END MILLS
ALU-POWER END MILLS
D-POWER GRAPHITE END MILLS
CRX S END MILLS
K-2 END MILLS
ONLY ONE COATED PM60 END MILLS
TANK POWER END MILLS
GENERAL HSS END MILLS
MILLING CUTTERS

K-2 END MILLS

RECOMMENDED CUTTING CONDITIONS
EMPFOHLENE SCHNEIDPARAMETER

G9B80 SERIES 2 FLUTE - SLOTTING

Vc = m/min.
fz = mm/tooth
RPM = rev./min.
FEED = mm/min
Ap = mm

ISO	VDI 3323	Material Description	Parameter	Diameter (Ø) 0.4	0.5	0.6	0.7	0.8	0.9	1.0
P	1-4	Non-alloy steel	Vc	33~43	42~53	50~64	58~75	58~75	61~76	60~75
			fz	0.003~0.005	0.003~0.005	0.004~0.007	0.004~0.007	0.005~0.009	0.006~0.011	0.006~0.014
			RPM	26500~34000	26500~34000	26500~34000	26500~34000	23000~30000	21500~27000	19000~24000
			FEED	170~370	170~370	210~485	210~485	240~535	240~610	240~690
			Ap	0.007~0.018	0.009~0.022	0.011~0.026	0.012~0.031	0.014~0.035	0.030~0.060	0.045~0.090
	5		Vc	24~30	30~38	36~45	42~53	41~53	42~54	42~53
			fz	0.002~0.006	0.002~0.006	0.003~0.008	0.003~0.008	0.003~0.010	0.005~0.012	0.006~0.015
			RPM	19000~24000	19000~24000	19000~24000	19000~24000	16500~21000	15000~19000	13500~17000
			FEED	72~290	72~290	95~365	95~365	100~410	135~460	160~510
			Ap	0.007~0.018	0.009~0.022	0.011~0.026	0.012~0.031	0.014~0.035	0.030~0.060	0.045~0.090
	6-7	Low alloy steel	Vc	33~43	42~53	50~64	58~75	58~75	61~76	60~75
			fz	0.003~0.005	0.003~0.005	0.004~0.007	0.004~0.007	0.005~0.009	0.006~0.011	0.006~0.014
			RPM	26500~34000	26500~34000	26500~34000	26500~34000	23000~30000	21500~27000	19000~24000
			FEED	170~370	170~370	210~485	210~485	240~535	240~610	240~690
			Ap	0.007~0.018	0.009~0.022	0.011~0.026	0.012~0.031	0.014~0.035	0.030~0.060	0.045~0.090
	8-9		Vc	24~30	30~38	36~45	42~53	41~53	42~54	42~53
			fz	0.002~0.006	0.002~0.006	0.003~0.008	0.003~0.008	0.003~0.010	0.005~0.012	0.006~0.015
			RPM	19000~24000	19000~24000	19000~24000	19000~24000	16500~21000	15000~19000	13500~17000
			FEED	72~290	72~290	95~365	95~365	100~410	135~460	160~510
			Ap	0.007~0.018	0.009~0.022	0.011~0.026	0.012~0.031	0.014~0.035	0.030~0.060	0.045~0.090
	10	High alloyed steel, and tool steel	Vc	33~43	42~53	50~64	58~75	58~75	61~76	60~75
			fz	0.003~0.005	0.003~0.005	0.004~0.007	0.004~0.007	0.005~0.009	0.006~0.011	0.006~0.014
			RPM	26500~34000	26500~34000	26500~34000	26500~34000	23000~30000	21500~27000	19000~24000
			FEED	170~370	170~370	210~485	210~485	240~535	240~610	240~690
			Ap	0.007~0.018	0.009~0.022	0.011~0.026	0.012~0.031	0.014~0.035	0.030~0.060	0.045~0.090
	11.1 - 11.2		Vc	24~30	30~38	36~45	42~53	41~53	42~54	42~53
			fz	0.002~0.006	0.002~0.006	0.003~0.008	0.003~0.008	0.003~0.010	0.005~0.012	0.006~0.015
			RPM	19000~24000	19000~24000	19000~24000	19000~24000	16500~21000	15000~19000	13500~17000
			FEED	72~290	72~290	95~365	95~365	100~410	135~460	160~510
			Ap	0.007~0.018	0.009~0.022	0.011~0.026	0.012~0.031	0.014~0.035	0.030~0.060	0.045~0.090

※ The FEED, in long & extra long types, should be reduced by around 50%

▶ NEXT PAGE

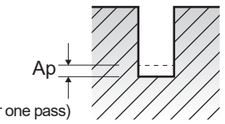

(Depth of cut per one pass)

K-2 END MILLS
RECOMMENDED CUTTING CONDITIONS
EMPFOHLENE SCHNEIDPARAMETER

G9B80 SERIES 2 FLUTE - SLOTTING

Vc = m/min.
fz = mm/tooth
RPM = rev./min.
FEED = mm/min
Ap = mm

VDI 3323	Parameter	Diameter (Ø) 1.2	1.4	1.5	1.6	1.8	2.0	2.5	3.0	4.0
1-4	Vc	58~72	60~75	59~73	60~75	62~79	63~79	63~79	64~80	64~82
	fz	0.008~0.020	0.009~0.023	0.010~0.025	0.010~0.026	0.011~0.027	0.012~0.031	0.015~0.038	0.018~0.045	0.024~0.059
	RPM	15500~19000	13600~17000	12500~15500	12000~15000	11000~14000	10000~12500	8000~10000	6800~8500	5100~6500
	FEED	240~765	240~765	240~765	240~765	240~765	240~765	240~765	240~765	240~765
	Ap	0.055~0.100	0.062~0.125	0.070~0.135	0.075~0.145	0.080~0.160	0.090~0.180	0.112~0.235	0.135~0.270	0.180~0.360
5	Vc	41~53	43~53	42~54	44~55	44~55	44~56	45~57	44~57	44~57
	fz	0.007~0.018	0.008~0.021	0.009~0.022	0.009~0.023	0.010~0.026	0.011~0.028	0.014~0.035	0.017~0.043	0.023~0.057
	RPM	11000~14000	9800~12000	8950~11500	8700~10900	7800~9800	7000~8950	5700~7200	4700~6000	3500~4500
	FEED	160~510	160~510	160~510	160~510	160~510	160~510	160~510	160~510	160~510
	Ap	0.055~0.100	0.062~0.125	0.070~0.135	0.075~0.145	0.080~0.160	0.090~0.180	0.112~0.235	0.135~0.270	0.180~0.360
6-7	Vc	58~72	60~75	59~73	60~75	62~79	63~79	63~79	64~80	64~82
	fz	0.008~0.020	0.009~0.023	0.010~0.025	0.010~0.026	0.011~0.027	0.012~0.031	0.015~0.038	0.018~0.045	0.024~0.059
	RPM	15500~19000	13600~17000	12500~15500	12000~15000	11000~14000	10000~12500	8000~10000	6800~8500	5100~6500
	FEED	240~765	240~765	240~765	240~765	240~765	240~765	240~765	240~765	240~765
	Ap	0.055~0.100	0.062~0.125	0.070~0.135	0.075~0.145	0.080~0.160	0.090~0.180	0.112~0.235	0.135~0.270	0.180~0.360
8-9	Vc	41~53	43~53	42~54	44~55	44~55	44~56	45~57	44~57	44~57
	fz	0.007~0.018	0.008~0.021	0.009~0.022	0.009~0.023	0.010~0.026	0.011~0.028	0.014~0.035	0.017~0.043	0.023~0.057
	RPM	11000~14000	9800~12000	8950~11500	8700~10900	7800~9800	7000~8950	5700~7200	4700~6000	3500~4500
	FEED	160~510	160~510	160~510	160~510	160~510	160~510	160~510	160~510	160~510
	Ap	0.055~0.100	0.062~0.125	0.070~0.135	0.075~0.145	0.080~0.160	0.090~0.180	0.112~0.235	0.135~0.270	0.180~0.360
10	Vc	58~72	60~75	59~73	60~75	62~79	63~79	63~79	64~80	64~82
	fz	0.008~0.020	0.009~0.023	0.010~0.025	0.010~0.026	0.011~0.027	0.012~0.031	0.015~0.038	0.018~0.045	0.024~0.059
	RPM	15500~19000	13600~17000	12500~15500	12000~15000	11000~14000	10000~12500	8000~10000	6800~8500	5100~6500
	FEED	240~765	240~765	240~765	240~765	240~765	240~765	240~765	240~765	240~765
	Ap	0.055~0.100	0.062~0.125	0.070~0.135	0.075~0.145	0.080~0.160	0.090~0.180	0.112~0.235	0.135~0.270	0.180~0.360
11.1 - 11.2	Vc	41~53	43~53	42~54	44~55	44~55	44~56	45~57	44~57	44~57
	fz	0.007~0.018	0.008~0.021	0.009~0.022	0.009~0.023	0.010~0.026	0.011~0.028	0.014~0.035	0.017~0.043	0.023~0.057
	RPM	11000~14000	9800~12000	8950~11500	8700~10900	7800~9800	7000~8950	5700~7200	4700~6000	3500~4500
	FEED	160~510	160~510	160~510	160~510	160~510	160~510	160~510	160~510	160~510
	Ap	0.055~0.100	0.062~0.125	0.070~0.135	0.075~0.145	0.080~0.160	0.090~0.180	0.112~0.235	0.135~0.270	0.180~0.360

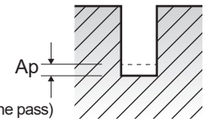

(Depth of cut per one pass)

K-2 END MILLS

RECOMMENDED CUTTING CONDITIONS
EMPFOHLENE SCHNEIDPARAMETER

G9553, G9G46, G9410, G9425, G9G47, G9439 G9528, G9433, G9G48, G9447, G9G49 SERIES

3 FLUTE - SLOTTING

Vc = m/min.
fz = mm/tooth
RPM = rev./min.
FEED = mm/min.

ISO	VDI 3323	Material Description	Ae	Ap	Parameter	Diameter (Ø) 1.0	1.5	2.0	3.0	4.0	5.0	6.0	8.0	10.0	12.0	14.0	16.0	20.0
P	1-4	Non-alloy steel	1.0D	0.5D (Up to Ø3 : 0.2D)	Vc	45	60	50	55	65	70	70	70	70	70	75	75	70
					fz	0.002	0.003	0.005	0.007	0.012	0.015	0.018	0.027	0.03	0.031	0.029	0.029	0.029
					RPM	14324	12732	7958	5836	5173	4456	3714	2785	2228	1857	1705	1492	1114
					FEED	86	115	119	123	186	201	201	226	201	173	148	130	97
	5		1.0D	0.5D (Up to Ø3 : 0.2D)	Vc	25	25	30	35	40	40	45	45	40	45	45	50	45
					fz	0.002	0.004	0.005	0.007	0.012	0.014	0.02	0.024	0.023	0.022	0.022	0.023	0.024
					RPM	7958	5305	4775	3714	3183	2546	2387	1790	1273	1194	1023	995	716
					FEED	48	64	72	78	115	107	143	129	88	79	68	69	52
	6-7	Low alloy steel	1.0D	0.5D (Up to Ø3 : 0.2D)	Vc	45	60	50	55	65	70	70	70	70	70	75	75	70
					fz	0.002	0.003	0.005	0.007	0.012	0.015	0.018	0.027	0.03	0.031	0.029	0.029	0.029
					RPM	14324	12732	7958	5836	5173	4456	3714	2785	2228	1857	1705	1492	1114
					FEED	86	115	119	123	186	201	201	226	201	173	148	130	97
	8-9		1.0D	0.5D (Up to Ø3 : 0.2D)	Vc	25	25	30	35	40	40	45	45	40	45	45	50	45
					fz	0.002	0.004	0.005	0.007	0.012	0.014	0.02	0.024	0.023	0.022	0.022	0.023	0.024
					RPM	7958	5305	4775	3714	3183	2546	2387	1790	1273	1194	1023	995	716
					FEED	48	64	72	78	115	107	143	129	88	79	68	69	52
	10	High alloyed steel, and tool steel	1.0D	0.5D (Up to Ø3 : 0.2D)	Vc	45	60	50	55	65	70	70	70	70	70	75	75	70
					fz	0.002	0.003	0.005	0.007	0.012	0.015	0.018	0.027	0.03	0.031	0.029	0.029	0.029
					RPM	14324	12732	7958	5836	5173	4456	3714	2785	2228	1857	1705	1492	1114
					FEED	86	115	119	123	186	201	201	226	201	173	148	130	97
	11.1 - 11.2		1.0D	0.5D (Up to Ø3 : 0.2D)	Vc	25	25	30	35	40	40	45	45	40	45	45	50	45
					fz	0.002	0.004	0.005	0.007	0.012	0.014	0.02	0.024	0.023	0.022	0.022	0.023	0.024
					RPM	7958	5305	4775	3714	3183	2546	2387	1790	1273	1194	1023	995	716
					FEED	48	64	72	78	115	107	143	129	88	79	68	69	52
M	14.1	Stainless steel	1.0D	0.5D (Up to Ø3 : 0.2D)	Vc	20	25	25	30	35	35	35	35	35	35	35	35	35
					fz	0.002	0.003	0.004	0.007	0.011	0.015	0.019	0.025	0.028	0.026	0.027	0.031	0.03
					RPM	6366	5305	3979	3183	2785	2228	1857	1393	1114	928	796	696	557
					FEED	38	48	48	67	92	100	106	104	94	72	64	65	50
K	15-20	Grey cast iron Nodular cast iron Malleable cast iron	1.0D	1.0D	Vc	60	55	60	55	60	55	55	55	60	55	55	55	55
					fz	0.003	0.005	0.007	0.011	0.013	0.018	0.026	0.036	0.046	0.063	0.073	0.086	0.115
					RPM	19099	11671	9549	5836	4775	3501	2918	2188	1910	1459	1251	1094	875
					FEED	172	175	201	193	186	189	228	236	264	276	274	282	302
N	21~22	Aluminum-wrought alloy	1.0D	1.0D	Vc	140	130	140	145	140	145	145	145	145	140	145	145	140
					fz	0.002	0.004	0.006	0.009	0.013	0.015	0.019	0.026	0.032	0.038	0.043	0.05	0.065
					RPM	44563	27587	22282	15385	11141	9231	7692	5769	4615	3714	3297	2885	2228
					FEED	267	331	401	415	434	415	438	450	443	423	425	433	434
	23~25	Aluminum-cast, alloyed	1.0D	1.0D	Vc	140	130	140	145	140	145	145	145	145	140	145	145	140
					fz	0.002	0.004	0.006	0.009	0.013	0.015	0.019	0.026	0.032	0.038	0.043	0.05	0.065
					RPM	44563	27587	22282	15385	11141	9231	7692	5769	4615	3714	3297	2885	2228
					FEED	267	331	401	415	434	415	438	450	443	423	425	433	434
	26-28	Copper and Copper Alloys (Bronze / Brass)	1.0D	1.0D	Vc	80	95	105	105	110	105	105	110	105	105	105	110	105
					fz	0.002	0.004	0.006	0.009	0.012	0.015	0.02	0.025	0.032	0.039	0.046	0.05	0.065
					RPM	25465	20160	16711	11141	8754	6685	5570	4377	3342	2785	2387	2188	1671
					FEED	153	242	301	301	315	301	334	328	321	326	329	328	326
	29.1	Non Metallic Materials	1.0D	1.0D	Vc	80	95	105	105	110	105	105	110	105	105	105	110	105
					fz	0.002	0.004	0.006	0.009	0.012	0.015	0.02	0.025	0.032	0.039	0.046	0.05	0.065
					RPM	25465	20160	16711	11141	8754	6685	5570	4377	3342	2785	2387	2188	1671
					FEED	153	242	301	301	315	301	334	328	321	326	329	328	326
H	40	Chilled Cast Iron	1.0D	0.5D (Up to Ø3 : 0.2D)	Vc	25	25	30	35	40	40	45	45	40	45	45	50	45
					fz	0.002	0.004	0.005	0.007	0.012	0.014	0.02	0.024	0.023	0.022	0.022	0.023	0.024
					RPM	7958	5305	4775	3714	3183	2546	2387	1790	1273	1194	1023	995	716
					FEED	48	64	72	78	115	107	143	129	88	79	68	69	52

※ The FEED, in long & extra long types, should be reduced by around 50%

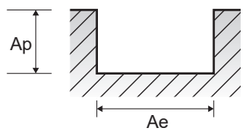

K-2 END MILLS

RECOMMENDED CUTTING CONDITIONS
EMPFOHLENE SCHNEIDPARAMETER

G9553, G9G46, G9410, G9425, G9G47, G9439 G9528, G9433, G9G48, G9447, G9G49 SERIES

3 FLUTE - SIDE CUTTING

Vc = m/min.
fz = mm/tooth
RPM = rev./min.
FEED = mm/min.

ISO	VDI 3323	Material Description	Ae	Ap	Parameter	Diameter (Ø) 1.0	1.5	2.0	3.0	4.0	5.0	6.0	8.0	10.0	12.0	14.0	16.0	20.0
P	1-4	Non-alloy steel	0.1D	1.0D	Vc	55	55	60	70	80	85	90	90	85	90	90	95	90
					fz	0.002	0.005	0.006	0.009	0.019	0.024	0.03	0.042	0.047	0.047	0.047	0.048	0.047
					RPM	17507	11671	9549	7427	6366	5411	4775	3581	2706	2387	2046	1890	1432
					FEED	105	175	172	201	363	390	430	451	381	337	289	272	202
	5		0.1D	1.0D	Vc	30	35	40	45	50	50	55	55	55	55	55	60	55
					fz	0.002	0.004	0.006	0.009	0.019	0.024	0.031	0.038	0.038	0.037	0.037	0.038	0.037
					RPM	9549	7427	6366	4775	3979	3183	2918	2188	1751	1459	1251	1194	875
					FEED	57	89	115	129	227	229	271	249	200	162	139	136	97
	6-7	Low alloy steel	0.1D	1.0D	Vc	55	55	60	70	80	85	90	90	85	90	90	95	90
					fz	0.002	0.005	0.006	0.009	0.019	0.024	0.03	0.042	0.047	0.047	0.047	0.048	0.047
					RPM	17507	11671	9549	7427	6366	5411	4775	3581	2706	2387	2046	1890	1432
					FEED	105	175	172	201	363	390	430	451	381	337	289	272	202
	8-9		0.1D	1.0D	Vc	30	35	40	45	50	50	55	55	55	55	55	60	55
					fz	0.002	0.004	0.006	0.009	0.019	0.024	0.031	0.038	0.038	0.037	0.037	0.038	0.037
					RPM	9549	7427	6366	4775	3979	3183	2918	2188	1751	1459	1251	1194	875
					FEED	57	89	115	129	227	229	271	249	200	162	139	136	97
	10	High alloyed steel, and tool steel	0.1D	1.0D	Vc	55	55	60	70	80	85	90	90	85	90	90	95	90
					fz	0.002	0.005	0.006	0.009	0.019	0.024	0.03	0.042	0.047	0.047	0.047	0.048	0.047
					RPM	17507	11671	9549	7427	6366	5411	4775	3581	2706	2387	2046	1890	1432
					FEED	105	175	172	201	363	390	430	451	381	337	289	272	202
	11.1 - 11.2		0.1D	1.0D	Vc	30	35	40	45	50	50	55	55	55	55	55	60	55
					fz	0.002	0.004	0.006	0.009	0.019	0.024	0.031	0.038	0.038	0.037	0.037	0.038	0.037
					RPM	9549	7427	6366	4775	3979	3183	2918	2188	1751	1459	1251	1194	875
					FEED	57	89	115	129	227	229	271	249	200	162	139	136	97
M	14.1	Stainless steel	0.1D	1.0D	Vc	25	35	35	35	40	40	45	45	45	45	45	45	45
					fz	0.002	0.004	0.006	0.009	0.018	0.024	0.03	0.042	0.045	0.045	0.044	0.048	0.048
					RPM	7958	7427	5570	3714	3183	2546	2387	1790	1432	1194	1023	895	716
					FEED	48	89	100	100	172	183	215	226	193	161	135	129	103
K	15-20	Grey cast iron Nodular cast iron Malleable cast iron	0.1D	1.5D	Vc	60	55	60	55	60	55	55	55	60	55	55	55	55
					fz	0.008	0.013	0.017	0.026	0.035	0.044	0.064	0.093	0.115	0.154	0.181	0.22	0.285
					RPM	19099	11671	9549	5836	4775	3501	2918	2188	1910	1459	1251	1094	875
					FEED	458	455	487	455	501	462	560	611	659	674	679	722	748
N	21~22	Aluminum-wrought alloy	0.1D	1.5D	Vc	140	130	140	145	140	145	145	145	145	140	145	145	140
					fz	0.006	0.01	0.016	0.021	0.031	0.037	0.048	0.064	0.08	0.098	0.111	0.129	0.167
					RPM	44563	27587	22282	15385	11141	9231	7692	5769	4615	3714	3297	2885	2228
					FEED	802	828	1070	969	1036	1025	1108	1108	1108	1092	1098	1116	1116
	23~25	Aluminum-cast, alloyed	0.1D	1.5D	Vc	140	130	140	145	140	145	145	145	145	140	145	145	140
					fz	0.006	0.01	0.016	0.021	0.031	0.037	0.048	0.064	0.08	0.098	0.111	0.129	0.167
					RPM	44563	27587	22282	15385	11141	9231	7692	5769	4615	3714	3297	2885	2228
					FEED	802	828	1070	969	1036	1025	1108	1108	1108	1092	1098	1116	1116
	26-28	Copper and Copper Alloys (Bronze / Brass)	0.1D	1.5D	Vc	80	95	105	105	110	105	105	110	105	105	105	110	105
					fz	0.006	0.011	0.016	0.023	0.029	0.037	0.048	0.063	0.081	0.096	0.115	0.125	0.162
					RPM	25465	20160	16711	11141	8754	6685	5570	4377	3342	2785	2387	2188	1671
					FEED	458	665	802	769	762	742	802	827	812	802	824	821	812
	29.1	Non Metallic Materials	0.1D	1.5D	Vc	80	95	105	105	110	105	105	110	105	105	105	110	105
					fz	0.006	0.011	0.016	0.023	0.029	0.037	0.048	0.063	0.081	0.096	0.115	0.125	0.162
					RPM	25465	20160	16711	11141	8754	6685	5570	4377	3342	2785	2387	2188	1671
					FEED	458	665	802	769	762	742	802	827	812	802	824	821	812
H	40	Chilled Cast Iron	0.1D	1.0D	Vc	30	35	40	45	50	50	55	55	55	55	55	60	55
					fz	0.002	0.004	0.006	0.009	0.019	0.024	0.031	0.038	0.038	0.037	0.037	0.038	0.037
					RPM	9549	7427	6366	4775	3979	3183	2918	2188	1751	1459	1251	1194	875
					FEED	57	89	115	129	227	229	271	249	200	162	139	136	97

※ The FEED, in long & extra long types, should be reduced by around 50%

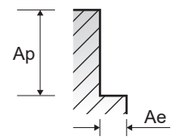

K-2 END MILLS

RECOMMENDED CUTTING CONDITIONS
EMPFOHLENE SCHNEIDPARAMETER

G9432, G9G50, G9A69, G9448, G9540, G9449, G9G51, G9453 SERIES — 4 FLUTE - SIDE CUTTING

Vc = m/min.
fz = mm/tooth
RPM = rev./min.
FEED = mm/min.

ISO	VDI 3323	Material Description	Ae	Ap	Parameter	Diameter (Ø) 1.0	1.5	2.0	3.0	4.0	5.0	6.0	8.0	10.0	12.0	14.0	16.0	20.0
P	1-4	Non-alloy steel	0.1D	1.0D	Vc	55	55	60	70	80	85	90	90	85	90	90	95	90
					fz	0.002	0.005	0.006	0.009	0.019	0.024	0.029	0.043	0.047	0.047	0.047	0.047	0.047
					RPM	17507	11671	9549	7427	6366	5411	4775	3581	2706	2387	2046	1890	1432
					FEED	140	233	229	267	484	519	554	616	509	449	385	355	269
	5		0.1D	1.0D	Vc	30	35	40	45	50	50	55	55	55	55	55	60	55
					fz	0.002	0.004	0.006	0.009	0.019	0.024	0.031	0.038	0.038	0.037	0.038	0.037	0.038
					RPM	9549	7427	6366	4775	3979	3183	2918	2188	1751	1459	1251	1194	875
					FEED	76	119	153	172	302	306	362	333	266	216	190	177	133
	6-7	Low alloy steel	0.1D	1.0D	Vc	55	55	60	70	80	85	90	90	85	90	90	95	90
					fz	0.002	0.005	0.006	0.009	0.019	0.024	0.029	0.043	0.047	0.047	0.047	0.047	0.047
					RPM	17507	11671	9549	7427	6366	5411	4775	3581	2706	2387	2046	1890	1432
					FEED	140	233	229	267	484	519	554	616	509	449	385	355	269
	8-9		0.1D	1.0D	Vc	30	35	40	45	50	50	55	55	55	55	55	60	55
					fz	0.002	0.004	0.006	0.009	0.019	0.024	0.031	0.038	0.038	0.037	0.038	0.037	0.038
					RPM	9549	7427	6366	4775	3979	3183	2918	2188	1751	1459	1251	1194	875
					FEED	76	119	153	172	302	306	362	333	266	216	190	177	133
	10	High alloyed steel, and tool steel	0.1D	1.0D	Vc	55	55	60	70	80	85	90	90	85	90	90	95	90
					fz	0.002	0.005	0.006	0.009	0.019	0.024	0.029	0.043	0.047	0.047	0.047	0.047	0.047
					RPM	17507	11671	9549	7427	6366	5411	4775	3581	2706	2387	2046	1890	1432
					FEED	140	233	229	267	484	519	554	616	509	449	385	355	269
	11.1 - 11.2		0.1D	1.0D	Vc	30	35	40	45	50	50	55	55	55	55	55	60	55
					fz	0.002	0.004	0.006	0.009	0.019	0.024	0.031	0.038	0.038	0.037	0.038	0.037	0.038
					RPM	9549	7427	6366	4775	3979	3183	2918	2188	1751	1459	1251	1194	875
					FEED	76	119	153	172	302	306	362	333	266	216	190	177	133
M	14.1	Stainless steel	0.1D	1.0D	Vc	25	35	35	35	40	40	45	45	45	45	45	50	45
					fz	0.002	0.004	0.006	0.009	0.018	0.024	0.029	0.042	0.044	0.045	0.045	0.045	0.046
					RPM	7958	7427	5570	3714	3183	2546	2387	1790	1432	1194	1023	995	716
					FEED	64	119	134	134	229	244	277	301	252	215	184	179	132
K	15-20	Grey cast iron Nodular cast iron Malleable cast iron	0.1D	1.5D	Vc	60	55	60	55	60	55	55	55	60	55	55	55	55
					fz	0.008	0.013	0.017	0.026	0.035	0.044	0.065	0.093	0.116	0.155	0.182	0.22	0.288
					RPM	19099	11671	9549	5836	4775	3501	2918	2188	1910	1459	1251	1094	875
					FEED	611	607	649	607	668	616	759	814	886	905	910	963	1008
N	21~22	Aluminum-wrought alloy	0.1D	1.5D	Vc	140	130	140	145	140	145	145	145	145	140	145	145	140
					fz	0.006	0.011	0.015	0.021	0.03	0.036	0.047	0.063	0.078	0.095	0.108	0.125	0.163
					RPM	44563	27587	22282	15385	11141	9231	7692	5769	4615	3714	3297	2885	2228
					FEED	1070	1214	1337	1292	1337	1329	1446	1454	1440	1411	1424	1442	1453
	23~25	Aluminum-cast, alloyed	0.1D	1.5D	Vc	140	130	140	145	140	145	145	145	145	140	145	145	140
					fz	0.006	0.011	0.015	0.021	0.03	0.036	0.047	0.063	0.078	0.095	0.108	0.125	0.163
					RPM	44563	27587	22282	15385	11141	9231	7692	5769	4615	3714	3297	2885	2228
					FEED	1070	1214	1337	1292	1337	1329	1446	1454	1440	1411	1424	1442	1453
	26-28	Copper and Copper Alloys (Bronze / Brass)	0.1D	1.5D	Vc	80	95	105	105	110	105	105	110	105	105	105	110	105
					fz	0.006	0.011	0.016	0.024	0.029	0.038	0.048	0.063	0.081	0.096	0.115	0.125	0.162
					RPM	25465	20160	16711	11141	8754	6685	5570	4377	3342	2785	2387	2188	1671
					FEED	611	887	1070	1070	1015	1016	1070	1103	1083	1070	1098	1094	1083
	29.1	Non Metallic Materials	0.1D	1.5D	Vc	80	95	105	105	110	105	105	110	105	105	105	110	105
					fz	0.006	0.011	0.016	0.024	0.029	0.038	0.048	0.063	0.081	0.096	0.115	0.125	0.162
					RPM	25465	20160	16711	11141	8754	6685	5570	4377	3342	2785	2387	2188	1671
					FEED	611	887	1070	1070	1015	1016	1070	1103	1083	1070	1098	1094	1083
H	40	Chilled Cast Iron	0.1D	1.0D	Vc	30	35	40	45	50	50	55	55	55	55	55	60	55
					fz	0.002	0.004	0.006	0.009	0.019	0.024	0.031	0.038	0.038	0.037	0.038	0.037	0.038
					RPM	9549	7427	6366	4775	3979	3183	2918	2188	1751	1459	1251	1194	875
					FEED	76	119	153	172	302	306	362	333	266	216	190	177	133

※ The FEED, in long & extra long types, should be reduced by around 50%

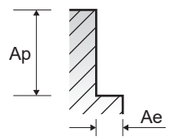

K-2 END MILLS

RECOMMENDED CUTTING CONDITIONS
EMPFOHLENE SCHNEIDPARAMETER

G9H73, G9H74, G9H75, G9H76 SERIES — 4 FLUTE MULTIFUL HELIX

Vc = m/min.
fz = mm/tooth
RPM = rev./min.
FEED = mm/min.

ISO	VDI 3323	Material Description	SIDE CUTTING Ae	SIDE CUTTING Ap	SLOTTING Ae	SLOTTING Ap	Parameter	Diameter (Ø) 3.0	4.0	5.0	6.0	8.0	10.0	12.0	16.0	20.0
P	1-4	Non-alloy steel	0.3D	1.5D (1.2D)	0.1D	0.8D	Vc	106	106	106	106	106	118	118	118	118
							fz	0.005	0.008	0.011	0.016	0.027	0.038	0.047	0.053	0.065
							RPM	11291	8470	6776	5642	4235	3745	3122	2338	1869
							FEED	228	270	298	361	459	571	588	497	487
	5		0.3D	1.5D (1.2D)	0.1D	0.8D	Vc	75	75	75	75	75	82	82	82	82
							fz	0.005	0.008	0.011	0.016	0.027	0.038	0.047	0.053	0.065
							RPM	7945	5957	4767	3976	2982	2604	2170	1631	1302
							FEED	158	189	210	256	322	396	410	347	340
	6-7	Low alloy steel	0.3D	1.5D (1.2D)	0.1D	0.8D	Vc	106	106	106	106	106	118	118	118	118
							fz	0.005	0.008	0.011	0.016	0.027	0.038	0.047	0.053	0.065
							RPM	11291	8470	6776	5642	4235	3745	3122	2338	1869
							FEED	228	270	298	361	459	571	588	497	487
	8-9		0.3D	1.5D (1.2D)	0.1D	0.8D	Vc	75	75	75	75	75	82	82	82	82
							fz	0.005	0.008	0.011	0.016	0.027	0.038	0.047	0.053	0.065
							RPM	7945	5957	4767	3976	2982	2604	2170	1631	1302
							FEED	158	189	210	256	322	396	410	347	340
	10 - 11.1	High alloyed steel, and tool steel	0.3D	1.5D (1.2D)	0.1D	0.8D	Vc	45	45	45	45	45	49	49	49	49
							fz	0.003	0.006	0.008	0.011	0.019	0.027	0.032	0.037	0.045
							RPM	4753	3563	2849	2380	1785	1561	1302	973	777
							FEED	56	84	91	105	137	168	168	144	140
M	12-13	Stainless steel	0.1D	1.5D (1.2D)	0.1D	0.8D	Vc	104	104	104	104	104	104	104	104	104
							fz	0.004	0.006	0.009	0.013	0.022	0.034	0.039	0.045	0.055
							RPM	10990	8246	6594	5495	4123	3297	2751	2058	1652
							FEED	175	200	238	287	364	448	427	371	364
	14.1		0.3D	1.5D (1.2D)	0.1D	0.8D	Vc	74	74	74	74	74	74	74	74	74
							fz	0.005	0.008	0.013	0.018	0.028	0.048	0.055	0.062	0.077
							RPM	7875	5908	4725	3934	2954	2359	1967	1477	1183
							FEED	158	189	245	284	329	455	434	368	364
	14.2		0.3D	1.5D (1.2D)	0.1D	0.8D	Vc	67	67	67	67	67	67	67	67	67
							fz	0.005	0.008	0.013	0.018	0.028	0.048	0.055	0.062	0.076
							RPM	7056	5292	4235	3528	2646	2114	1764	1323	1057
							FEED	140	168	221	256	298	406	389	329	322
K	15-20	Grey cast iron Nodular cast iron Malleable cast iron	0.3D	1.5D (1.2D)	0.1D	0.8D	Vc	78	78	78	78	78	86	86	86	86
							fz	0.006	0.01	0.014	0.02	0.034	0.048	0.058	0.065	0.081
							RPM	8316	6237	4991	4158	3122	2744	2282	1715	1372
							FEED	200	249	280	333	424	525	529	445	445

*( ) : Short length

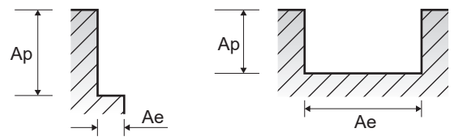

CARBIDE
HSS
CBN END MILLS
i-Xmill END MILLS
i-SMART MODULAR END MILLS
X1-EH END MILLS
X5070 END MILLS
4G MILL END MILLS
X-POWER PRO END MILLS
TitaNox-POWER END MILLS
JET-POWER END MILLS
V7 PLUS END MILLS
ALU-POWER HPC END MILLS
ALU-POWER END MILLS
D-POWER GRAPHITE END MILLS
CRX S END MILLS
K-2 END MILLS
ONLY ONE COATED PM60 END MILLS
TANK POWER END MILLS
GENERAL HSS END MILLS
MILLING CUTTERS

K-2 END MILLS

RECOMMENDED CUTTING CONDITIONS
EMPFOHLENE SCHNEIDPARAMETER

G9F45, G9F46 SERIES — 4&6 FLUTE - SIDE CUTTING

Vc = m/min.
fz = mm/tooth
RPM = rev./min.
FEED = mm/min.

ISO	VDI 3323	Material Description	Ae	Ap	Parameter	Diameter (Ø) 3.0	4.0	5.0	6.0	8.0	10.0	12.0	14.0	16.0	18.0	20.0
P	1-4	Non-alloy steel	0.05D	1.5D	Vc	82	83	98	98	97	97	99	98	98	97	97
					fz	0.024	0.033	0.025	0.03	0.045	0.045	0.053	0.058	0.062	0.065	0.069
					RPM	8700	6605	6239	5199	3860	3088	2626	2228	1950	1715	1544
					FEED	835	872	936	936	1042	834	835	775	725	669	639
	5		0.03D	1.5D	Vc	54	55	65	65	65	64	66	66	65	65	64
					fz	0.024	0.033	0.027	0.03	0.038	0.045	0.053	0.057	0.062	0.066	0.07
					RPM	5730	4377	4138	3448	2586	2037	1751	1501	1293	1149	1019
					FEED	550	578	670	621	590	550	557	513	481	455	428
	6-7	Low alloy steel	0.05D	1.5D	Vc	82	83	98	98	97	97	99	98	98	97	97
					fz	0.024	0.033	0.025	0.03	0.045	0.045	0.053	0.058	0.062	0.065	0.069
					RPM	8700	6605	6239	5199	3860	3088	2626	2228	1950	1715	1544
					FEED	835	872	936	936	1042	834	835	775	725	669	639
	8-9		0.03D	1.5D	Vc	54	55	65	65	65	64	66	66	65	65	64
					fz	0.024	0.033	0.027	0.03	0.038	0.045	0.053	0.057	0.062	0.066	0.07
					RPM	5730	4377	4138	3448	2586	2037	1751	1501	1293	1149	1019
					FEED	550	578	670	621	590	550	557	513	481	455	428
	10	High alloyed steel, and tool steel	0.05D	1.5D	Vc	82	83	98	98	97	97	99	98	98	97	97
					fz	0.024	0.033	0.025	0.03	0.045	0.045	0.053	0.058	0.062	0.065	0.069
					RPM	8700	6605	6239	5199	3860	3088	2626	2228	1950	1715	1544
					FEED	835	872	936	936	1042	834	835	775	725	669	639
	11.1 - 11.2		0.03D	1.5D	Vc	54	55	65	65	65	64	66	66	65	65	64
					fz	0.024	0.033	0.027	0.03	0.038	0.045	0.053	0.057	0.062	0.066	0.07
					RPM	5730	4377	4138	3448	2586	2037	1751	1501	1293	1149	1019
					FEED	550	578	670	621	590	550	557	513	481	455	428
K	15-20	Grey cast iron Nodular cast iron Malleable cast iron	0.05D	1.5D	Vc	82	83	98	98	97	97	99	98	98	97	97
					fz	0.024	0.033	0.025	0.03	0.045	0.045	0.053	0.058	0.062	0.065	0.069
					RPM	8700	6605	6239	5199	3860	3088	2626	2228	1950	1715	1544
					FEED	835	872	936	936	1042	834	835	775	725	669	639
H	38.1	Hardened steel	0.03D	1.5D	Vc	54	55	65	65	65	64	66	66	65	65	64
					fz	0.024	0.033	0.027	0.03	0.038	0.045	0.053	0.057	0.062	0.066	0.07
					RPM	5730	4377	4138	3448	2586	2037	1751	1501	1293	1149	1019
					FEED	550	578	670	621	590	550	557	513	481	455	428
	38.2 ~ 39.1		0.03D	1.5D	Vc	45	45	50	50	50	50	50	50	50	50	50
					fz	0.018	0.025	0.02	0.023	0.029	0.033	0.029	0.041	0.046	0.05	0.052
					RPM	4775	3581	3183	2653	1989	1592	1326	1137	995	884	796
					FEED	344	358	382	366	346	315	231	280	275	265	248
	39.2		0.02D	1D	Vc	35	35	40	40	40	40	40	40	40	40	41
					fz	0.014	0.02	0.016	0.018	0.023	0.027	0.031	0.034	0.037	0.039	0.042
					RPM	3714	2785	2546	2122	1592	1273	1061	909	796	707	653
					FEED	208	223	244	229	220	206	197	186	177	166	164
	40	Chilled Cast Iron	0.03D	1.5D	Vc	54	55	65	65	65	64	66	66	65	65	64
					fz	0.024	0.033	0.027	0.03	0.038	0.045	0.053	0.057	0.062	0.066	0.07
					RPM	5730	4377	4138	3448	2586	2037	1751	1501	1293	1149	1019
					FEED	550	578	670	621	590	550	557	513	481	455	428
	41	Hardened Cast Iron	0.03D	1.5D	Vc	45	45	50	50	50	50	50	50	50	50	50
					fz	0.018	0.025	0.02	0.023	0.029	0.033	0.029	0.041	0.046	0.05	0.052
					RPM	4775	3581	3183	2653	1989	1592	1326	1137	995	884	796
					FEED	344	358	382	366	346	315	231	280	275	265	248

※ The FEED, in long & extra long types, should be reduced by around 50%

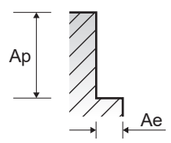

K-2 END MILLS
RECOMMENDED CUTTING CONDITIONS
EMPFOHLENE SCHNEIDPARAMETER

G9A42 SERIES — MULTI FLUTE ROUGHING - SIDE CUTTING

Vc = m/min.
fz = mm/tooth
RPM = rev./min.
FEED = mm/min.

ISO	VDI 3323	Material Description	Ae	Ap	Parameter	Diameter (Ø) 6.0	8.0	10.0	12.0	14.0	16.0	18.0	20.0	25.0
P	1-4	Non-alloy steel	0.3D	1.5D	Vc	250	250	245	255	255	255	250	260	285
					fz	0.05	0.067	0.063	0.075	0.088	0.1	0.112	0.112	0.1
					RPM	13263	9947	7799	6764	5798	5073	4421	4138	3629
					FEED	1989	1999	1965	2029	2041	2029	1981	1854	1814
	5		0.3D	1.5D	Vc	200	195	205	190	195	205	210	190	210
					fz	0.022	0.023	0.028	0.033	0.04	0.04	0.041	0.039	0.039
					RPM	10610	7759	6525	5040	4434	4078	3714	3024	2674
					FEED	700	535	731	665	709	653	609	472	521
	6-7	Low alloy steel	0.3D	1.5D	Vc	250	250	245	255	255	255	250	260	285
					fz	0.05	0.067	0.063	0.075	0.088	0.1	0.112	0.112	0.1
					RPM	13263	9947	7799	6764	5798	5073	4421	4138	3629
					FEED	1989	1999	1965	2029	2041	2029	1981	1854	1814
	8-9		0.3D	1.5D	Vc	200	195	205	190	195	205	210	190	210
					fz	0.022	0.023	0.028	0.033	0.04	0.04	0.041	0.039	0.039
					RPM	10610	7759	6525	5040	4434	4078	3714	3024	2674
					FEED	700	535	731	665	709	653	609	472	521
	10	High alloyed steel, and tool steel	0.3D	1.5D	Vc	250	250	245	255	255	255	250	260	285
					fz	0.05	0.067	0.063	0.075	0.088	0.1	0.112	0.112	0.1
					RPM	13263	9947	7799	6764	5798	5073	4421	4138	3629
					FEED	1989	1999	1965	2029	2041	2029	1981	1854	1814
	11.1 - 11.2		0.3D	1.5D	Vc	200	195	205	190	195	205	210	190	210
					fz	0.022	0.023	0.028	0.033	0.04	0.04	0.041	0.039	0.039
					RPM	10610	7759	6525	5040	4434	4078	3714	3024	2674
					FEED	700	535	731	665	709	653	609	472	521
M	14.1	Stainless steel	0.05D	1.0D	Vc	135	135	135	135	135	140	130	130	145
					fz	0.022	0.022	0.028	0.034	0.039	0.038	0.039	0.038	0.038
					RPM	7162	5371	4297	3581	3069	2785	2299	2069	1846
					FEED	473	355	481	487	479	423	359	314	351
S	31-35	Heat Resistant Super Alloys	0.05D	1.0D	Vc	40	40	35	40	35	35	35	35	40
					fz	0.026	0.024	0.036	0.04	0.037	0.032	0.038	0.041	0.06
					RPM	2122	1592	1114	1061	796	696	619	557	509
					FEED	166	115	160	170	118	89	94	91	153
H	40	Chilled Cast Iron	0.3D	1.5D	Vc	200	195	205	190	195	205	210	190	210
					fz	0.022	0.023	0.028	0.033	0.04	0.04	0.041	0.039	0.039
					RPM	10610	7759	6525	5040	4434	4078	3714	3024	2674
					FEED	700	535	731	665	709	653	609	472	521

※ The FEED, in long & extra long types, should be reduced by around 50%

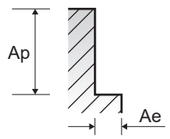

CARBIDE
HSS
CBN END MILLS
i-Xmill END MILLS
i-SMART MODULAR END MILLS
X1-EH END MILLS
X5070 END MILLS
4G MILL END MILLS
X-POWER PRO END MILLS
TitaNox-POWER END MILLS
JET-POWER END MILLS
V7 PLUS END MILLS
ALU-POWER END MILLS
HPC END MILLS
ALU-POWER END MILLS
D-POWER GRAPHITE END MILLS
CRX S END MILLS
K-2 END MILLS
ONLY ONE COATED PM60 END MILLS
TANK POWER END MILLS
GENERAL HSS END MILLS
MILLING CUTTERS

K-2 END MILLS

RECOMMENDED CUTTING CONDITIONS
EMPFOHLENE SCHNEIDPARAMETER

G9400 SERIES — 2 FLUTE DRILL MILLS - CHAMFERING

Vc = m/min.
fz = mm/tooth
RPM = rev./min.
FEED = mm/min.

ISO	VDI 3323	Material Description	Parameter	Diameter (Ø) 3.0	4.0	5.0	6.0	8.0	10.0	12.0	16.0	20.0
P	1-2	Non-alloy steel	Vc	60	65	65	60	60	65	70	70	85
			fz	0.025	0.031	0.04	0.052	0.071	0.083	0.1	0.125	0.137
			RPM	6366	5173	4138	3183	2387	2069	1857	1393	1353
			FEED	318	321	331	331	339	343	371	348	371
	3-4		Vc	45	55	55	55	55	55	60	65	65
			fz	0.023	0.027	0.036	0.043	0.058	0.073	0.091	0.105	0.14
			RPM	4775	4377	3501	2918	2188	1751	1592	1293	1035
			FEED	220	236	252	251	254	256	290	272	290
	5		Vc	40	45	45	40	40	50	50	50	55
			fz	0.023	0.028	0.035	0.044	0.06	0.066	0.083	0.115	0.134
			RPM	4244	3581	2865	2122	1592	1592	1326	995	875
			FEED	195	201	201	187	191	210	220	229	235
	6	Low alloy steel	Vc	60	65	65	60	60	65	70	70	85
			fz	0.025	0.031	0.04	0.052	0.071	0.083	0.1	0.125	0.137
			RPM	6366	5173	4138	3183	2387	2069	1857	1393	1353
			FEED	318	321	331	331	339	343	371	348	371
	7		Vc	45	55	55	55	55	55	60	65	65
			fz	0.023	0.027	0.036	0.043	0.058	0.073	0.091	0.105	0.14
			RPM	4775	4377	3501	2918	2188	1751	1592	1293	1035
			FEED	220	236	252	251	254	256	290	272	290
	8-9		Vc	40	45	45	40	40	50	50	50	55
			fz	0.023	0.028	0.035	0.044	0.06	0.066	0.083	0.115	0.134
			RPM	4244	3581	2865	2122	1592	1592	1326	995	875
			FEED	195	201	201	187	191	210	220	229	235
	10	High alloyed steel, and tool steel	Vc	60	65	65	60	60	65	70	70	85
			fz	0.025	0.031	0.04	0.052	0.071	0.083	0.1	0.125	0.137
			RPM	6366	5173	4138	3183	2387	2069	1857	1393	1353
			FEED	318	321	331	331	339	343	371	348	371
	11.1		Vc	40	45	45	40	40	50	50	50	55
			fz	0.023	0.028	0.035	0.044	0.06	0.066	0.083	0.115	0.134
			RPM	4244	3581	2865	2122	1592	1592	1326	995	875
			FEED	195	201	201	187	191	210	220	229	235
M	14.1	Stainless steel	Vc	30	35	40	35	35	40	40	40	45
			fz	0.021	0.025	0.029	0.037	0.055	0.064	0.078	0.11	0.122
			RPM	3183	2785	2546	1857	1393	1273	1061	796	716
			FEED	134	139	148	137	153	163	166	175	175
N	21~22	Aluminum-wrought alloy	Vc	145	160	150	150	155	175	185	195	195
			fz	0.025	0.032	0.045	0.057	0.075	0.085	0.1	0.134	0.175
			RPM	15385	12732	9549	7958	6167	5570	4907	3879	3104
			FEED	769	815	859	907	925	947	981	1040	1086
	23~25	Aluminum-cast, alloyed	Vc	145	160	150	150	155	175	185	195	195
			fz	0.025	0.032	0.045	0.057	0.075	0.085	0.1	0.134	0.175
			RPM	15385	12732	9549	7958	6167	5570	4907	3879	3104
			FEED	769	815	859	907	925	947	981	1040	1086

※ The FEED, in long & extra long types, should be reduced by around 50%

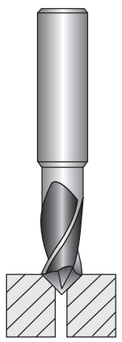

CARBIDE
HSS
CBN END MILLS
i-Xmill END MILLS
i-SMART MODULAR END MILLS
X1-EH END MILLS
X5070 END MILLS
4G MILL END MILLS
X-POWER PRO END MILLS
TitaNox-POWER END MILLS
JET-POWER END MILLS
V7 PLUS END MILLS
ALU-POWER HPC END MILLS
ALU-POWER END MILLS
D-POWER GRAPHITE END MILLS
CRX S END MILLS
K-2 END MILLS
ONLY ONE COATED PM60 END MILLS
TANK POWER END MILLS
GENERAL HSS END MILLS
MILLING CUTTERS

K-2 END MILLS

RECOMMENDED CUTTING CONDITIONS
EMPFOHLENE SCHNEIDPARAMETER

G9400 SERIES — 2 FLUTE DRILL MILLS - CHAMFERING & SIDE CUTTING

Vc = m/min.
fz = mm/tooth
RPM = rev./min.
FEED = mm/min.

ISO	VDI 3323	Material Description	Parameter	Diameter (Ø) 3.0	4.0	5.0	6.0	8.0	10.0	12.0	16.0	20.0
P	1-2	Non-alloy steel	Vc	80	85	85	80	80	90	95	90	95
			fz	0.008	0.01	0.013	0.018	0.025	0.03	0.037	0.054	0.063
			RPM	8488	6764	5411	4244	3183	2865	2520	1790	1512
			FEED	136	135	141	153	159	172	186	193	191
	3-4		Vc	50	55	55	55	55	55	60	65	60
			fz	0.008	0.01	0.013	0.018	0.024	0.03	0.041	0.05	0.064
			RPM	5305	4377	3501	2918	2188	1751	1592	1293	955
			FEED	85	88	91	105	105	105	131	129	122
	5		Vc	45	50	50	50	45	55	55	55	55
			fz	0.008	0.009	0.012	0.017	0.025	0.027	0.036	0.046	0.06
			RPM	4775	3979	3183	2653	1790	1751	1459	1094	875
			FEED	76	72	76	90	90	95	105	101	105
	6	Low alloy steel	Vc	80	85	85	80	80	90	95	90	95
			fz	0.008	0.01	0.013	0.018	0.025	0.03	0.037	0.054	0.063
			RPM	8488	6764	5411	4244	3183	2865	2520	1790	1512
			FEED	136	135	141	153	159	172	186	193	191
	7		Vc	50	55	55	55	55	55	60	65	60
			fz	0.008	0.01	0.013	0.018	0.024	0.03	0.041	0.05	0.064
			RPM	5305	4377	3501	2918	2188	1751	1592	1293	955
			FEED	85	88	91	105	105	105	131	129	122
	8-9		Vc	45	50	50	50	45	55	55	55	55
			fz	0.008	0.009	0.012	0.017	0.025	0.027	0.036	0.046	0.06
			RPM	4775	3979	3183	2653	1790	1751	1459	1094	875
			FEED	76	72	76	90	90	95	105	101	105
	10	High alloyed steel, and tool steel	Vc	80	85	85	80	80	90	95	90	95
			fz	0.008	0.01	0.013	0.018	0.025	0.03	0.037	0.054	0.063
			RPM	8488	6764	5411	4244	3183	2865	2520	1790	1512
			FEED	136	135	141	153	159	172	186	193	191
	11.1		Vc	45	50	50	50	45	55	55	55	55
			fz	0.008	0.009	0.012	0.017	0.025	0.027	0.036	0.046	0.06
			RPM	4775	3979	3183	2653	1790	1751	1459	1094	875
			FEED	76	72	76	90	90	95	105	101	105
M	14.1	Stainless steel	Vc	30	35	40	35	40	45	45	45	40
			fz	0.008	0.01	0.013	0.018	0.024	0.027	0.036	0.046	0.069
			RPM	3183	2785	2546	1857	1592	1432	1194	895	637
			FEED	51	56	66	67	76	77	86	82	88
N	21~22	Aluminum-wrought alloy	Vc	185	210	210	205	205	225	230	230	230
			fz	0.008	0.01	0.013	0.019	0.03	0.037	0.045	0.05	0.064
			RPM	19629	16711	13369	10876	8157	7162	6101	4576	3661
			FEED	314	334	348	413	489	530	549	458	469
	23~25	Aluminum-cast, alloyed	Vc	185	210	210	205	205	225	230	230	230
			fz	0.008	0.01	0.013	0.019	0.03	0.037	0.045	0.05	0.064
			RPM	19629	16711	13369	10876	8157	7162	6101	4576	3661
			FEED	314	334	348	413	489	530	549	458	469
S	36-37	Titanium Alloys	Vc	30	35	40	35	40	45	45	45	40
			fz	0.008	0.01	0.013	0.018	0.024	0.027	0.036	0.046	0.069
			RPM	3183	2785	2546	1857	1592	1432	1194	895	637
			FEED	51	56	66	67	76	77	86	82	88

※ The FEED, in long & extra long types, should be reduced by around 50%

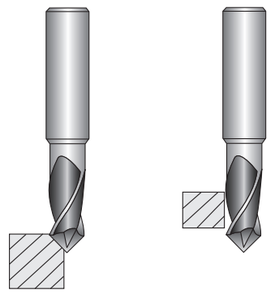

K-2 END MILLS

RECOMMENDED CUTTING CONDITIONS
EMPFOHLENE SCHNEIDPARAMETER

G9400 SERIES — 2 FLUTE DRILL MILLS - V-GROOVING

Vc = m/min.
fz = mm/tooth
RPM = rev./min.
FEED = mm/min.

ISO	VDI 3323	Material Description	Parameter	Diameter (Ø) 3.0	4.0	5.0	6.0	8.0	10.0	12.0	16.0	20.0
P	1-2	Non-alloy steel	Vc	80	85	85	80	80	90	95	100	95
			fz	0.005	0.006	0.008	0.01	0.014	0.016	0.018	0.023	0.029
			RPM	8488	6764	5411	4244	3183	2865	2520	1989	1512
			FEED	85	81	87	85	89	92	91	92	88
	3-4		Vc	55	60	55	55	55	55	55	65	60
			fz	0.004	0.004	0.006	0.007	0.012	0.014	0.02	0.022	0.028
			RPM	5836	4775	3501	2918	2188	1751	1459	1293	955
			FEED	47	38	42	41	53	49	58	57	53
	5		Vc	45	50	50	50	45	55	55	55	55
			fz	0.004	0.004	0.006	0.008	0.014	0.015	0.018	0.023	0.03
			RPM	4775	3979	3183	2653	1790	1751	1459	1094	875
			FEED	38	32	38	42	50	53	53	50	53
	6	Low alloy steel	Vc	80	85	85	80	80	90	95	100	95
			fz	0.005	0.006	0.008	0.01	0.014	0.016	0.018	0.023	0.029
			RPM	8488	6764	5411	4244	3183	2865	2520	1989	1512
			FEED	85	81	87	85	89	92	91	92	88
	7		Vc	55	60	55	55	55	55	55	65	60
			fz	0.004	0.004	0.006	0.007	0.012	0.014	0.02	0.022	0.028
			RPM	5836	4775	3501	2918	2188	1751	1459	1293	955
			FEED	47	38	42	41	53	49	58	57	53
	8-9		Vc	45	50	50	50	45	55	55	55	55
			fz	0.004	0.004	0.006	0.008	0.014	0.015	0.018	0.023	0.03
			RPM	4775	3979	3183	2653	1790	1751	1459	1094	875
			FEED	38	32	38	42	50	53	53	50	53
	10	High alloyed steel, and tool steel	Vc	80	85	85	80	80	90	95	100	95
			fz	0.005	0.006	0.008	0.01	0.014	0.016	0.018	0.023	0.029
			RPM	8488	6764	5411	4244	3183	2865	2520	1989	1512
			FEED	85	81	87	85	89	92	91	92	88
	11.1		Vc	45	50	50	50	45	55	55	55	55
			fz	0.004	0.004	0.006	0.008	0.014	0.015	0.018	0.023	0.03
			RPM	4775	3979	3183	2653	1790	1751	1459	1094	875
			FEED	38	32	38	42	50	53	53	50	53
M	14.1	Stainless steel	Vc	30	35	40	35	40	45	45	45	40
			fz	0.004	0.005	0.006	0.008	0.01	0.011	0.013	0.019	0.028
			RPM	3183	2785	2546	1857	1592	1432	1194	895	637
			FEED	25	28	31	30	32	32	31	34	36
N	21~22	Aluminum-wrought alloy	Vc	185	210	210	205	205	220	230	230	230
			fz	0.008	0.01	0.013	0.016	0.022	0.026	0.03	0.041	0.052
			RPM	19629	16711	13369	10876	8157	7003	6101	4576	3661
			FEED	314	334	348	348	359	364	366	375	381
	23~25	Aluminum-cast, alloyed	Vc	185	210	210	205	205	220	230	230	230
			fz	0.008	0.01	0.013	0.016	0.022	0.026	0.03	0.041	0.052
			RPM	19629	16711	13369	10876	8157	7003	6101	4576	3661
			FEED	314	334	348	348	359	364	366	375	381
S	36-37	Titanium Alloys	Vc	30	35	40	35	40	45	45	45	40
			fz	0.004	0.005	0.006	0.008	0.01	0.011	0.013	0.019	0.028
			RPM	3183	2785	2546	1857	1592	1432	1194	895	637
			FEED	25	28	31	30	32	32	31	34	36
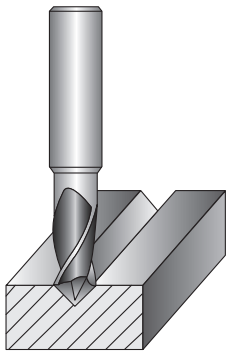
※ The FEED, in long & extra long types, should be reduced by around 50%